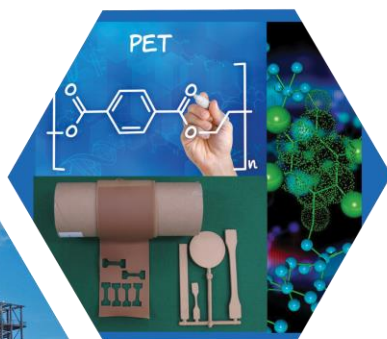


2022
INTAKE



DEPARTMENT OF CHEMICAL AND PROCESS ENGINEERING

STUDENT HANDBOOK



UNIVERSITY OF MORATUWA, SRI LANKA

STUDENT HANDBOOK

2020 Intake

**DEPARTMENT OF CHEMICAL & PROCESS
ENGINEERING
UNIVERSITY OF MORATUWA
SRI LANK**

CONTENT

CONTENT.....	1
THE DEPARTMENT OF CHEMICAL & PROCESS ENGINEERING.....	1
WELCOME TO THE DCPE FAMILY!.....	4
WHAT IS CHEMICAL AND PROCESS ENGINEERING?.....	5
WHY STUDY CHEMICAL AND PROCESS ENGINEERING?.....	6
CAREER OPPORTUNITIES.....	7
TESTIMONIALS	8
THE JOURNEY OF DCPE.....	14
ACADEMIC STAFF MEMBERS.....	17
UNDERGRADUATE DEGREE PROGRAM	25
Graduate Program Outcomes (POs) Profile	25
Program Educational Objectives.....	26
Graduation Credit Requirement.....	27
Faculty Academic Committee Coordinator.....	27
Semester Coordinators	27
Teaching and Learning	28
Curriculum.....	31
Focus Area	36
Minors.....	37
Faculty Electives	41
Humanities Subjects.....	47
Modules	49
Semester I	49
Semester II	56
Semester III.....	60

Semester IV	64
Semester V	70
Industrial Training.....	76
Semester VI.....	77
Semester VII	79
Semester VIII	93
Research.....	105
Comprehensive Design Project.....	106
Industrial Training.....	107
Awards Available for DCPE Students	110
INDUSTRY COLLABORATION	111
COLLABORATIONS WITH INTERNATIONAL UNIVERSITIES	112
SPECIAL EVENTS AND PROGRAMS	113
SOCIETIES/CLUBS	115
LABORATORY FACILITIES AND RESOURCES	117
OTHER INFORMATION.....	125
FLOOR PLAN OF DCPE CENTER	127
FLOOR PLAN OF DCPE NORTH AND SOUTH WINGS	129

THE DEPARTMENT OF CHEMICAL & PROCESS ENGINEERING

Vision

Delivering Chemical and Process Engineering knowledge, skills and innovation for a sustainable tomorrow

Mission

The Department of Chemical and Process Engineering will strive to educate, conduct research and offer consulting services with dedication, devotion and commitment and aim to be a place of excellence through internationally recognize programs for the benefit of the society

The Department of Chemical and Process Engineering (DCPE) at University of Moratuwa is one of the premier engineering departments in the country. Being operated with a vision to standardize, optimize and scale up the production processes in a commercially viable manner through sustainable utilization of raw materials, the DCPE has its unique mission to satisfy its objectives.

The DCPE offers the Honours Degree in Bachelor of Science of Engineering in the field of Chemical and Process Engineering. Environmental Engineering, Energy Engineering, Food and Bioengineering, Polymer Engineering, and Petroleum Engineering are the focus areas available in the DCPE for the undergraduates. DCPE also offers programs for postgraduates. M.Sc./ PG Dip. in Polymer Technology and M.Sc./ PG Dip. in Sustainable Process Engineering are the taught M.Sc. programs available and DCPE conducts research programs leading to M.Sc., M.Phil., and Ph.D. degrees.

The competency and friendliness of academic and academic support staff members, the stimulating atmosphere of the department with well-equipped laboratory facilities and many other valuable resources offer the students a better learning environment to equip them with necessary knowledge and skills required for the Chemical and Process Engineering graduates.

Being established in 1972 only with 8 undergraduates, DCPE proudly demonstrates much evidence for its immense growth during its journey through the years. The number of undergraduate student intake has been increased up to 80 students per batch, and at present, the student body of the DCPE is consisted with over 300 undergraduates studying at various levels of their bachelor's degree program and postgraduate programs.

Research, being an integral part of the curriculum of undergraduate and

postgraduate studies, not only boosts the research potential of the students but also benefits the field of Chemical and Process Engineering through the huge contribution of better solutions and innovative ideas into it. The availability of well-functioning laboratory facilities with well-guided supervision enhances the value of the research activities.

The collaboration of the DCPE with the industry is also huge. The industry facilitates the DCPE with internship opportunities, competent and well-experienced mentors for the mentoring programs, and to organize field visits in order to enhance the competencies of the undergraduates. The close relationship with the industry facilitates the prospective fresh graduates from the DCPE to find career opportunities with ease. The Department Industry Consultancy Board (DICB) strengthens the bond between the department and industry while improving the value of the degree program to mold the proficiency of the future-graduates to fulfill the industrial requirements.

The strong affiliation between the department and industry is beneficial for the industry as well. The DCPE offers consultancy services for the industry through various industrial projects and research to grant the industry with many valuable innovations and better solutions for

the sustainable development of the industry and the country.

The DSI incubator provides proof for the strong bond between the department and the industry. The industry and academic institutes also offer the prospective students of DCPE with many academic awards and scholarship positions in recognition of their competencies.

The DCPE not only encourages and promotes the students to associate with professional institutes and various societies and associations but also encourages and facilitates many extra-curricular activities and sports activities in order to enhance their knowledge and soft-skills as prospective professionals.

The time at the DCPE under the wings of well-qualified and well-experienced academic staff, in a well-established and well-maintained stimulating environment is definitely a career developing and an exciting experience that every student should encompass.

The DCPE at the University of Moratuwa is a blessing in every aspect as it constantly strives to deliver Chemical and Process Engineering knowledge, skills and innovation for a sustainable tomorrow through education, research and consultancy services with dedication, devotion and commitment.

Contact Information**Department Office**

E-mail : cpe@uom.lk
Phone (General) : +94 112 640 051 Ext. 4100
Direct : +94 112640 330
Fax : +94 112 650 622
Website : <http://www.cpe.mrt.ac.lk>

**Head of the Department:** Prof. Shantha Egodage

E-mail : head-cpe@uom.lk
Phone (General) : +94 112 640 051 Ext. 4101
Direct : +94 112 640331
 +94 112 650 281

Online presence

: [University of Moratuwa - Department of Chemical & Process Engineering](#)
: [Chemical and Process Engineering Student Society University of Moratuwa](#)



: [Department of Chemical & Process Engineering, University of Moratuwa](#)



: [Department of Chemical and Process Engineering UOM](#)
: [Chemical Engineering Students' Society UOM](#)

WELCOME TO THE DCPE FAMILY!



As the Head of the Department, I would like to take this opportunity to thank you for joining the Department of Chemical Process Engineering (DCPE)."

The DCPE at the University of Moratuwa is one of the premier engineering departments in the country. Being operated with a vision to standardize, optimize and scaleup the production processes in a commercially viable manner through sustainable utilization of raw materials, the department has its unique mission to satisfy its objectives.

The department named Chemical Engineering, was first established by gazette notification on 15th February 1972 at Katubedda Campus of the University of Ceylon with eight students. The degree program, originally termed as Chemical Engineering and Fuel Science, was restructured, and renamed as Chemical and Process Engineering in 1998.

The academic staff of the DCPE consists of twenty-two fulltime members including two senior professors, seven professors and six senior lecturers, who are all well-qualified in the field and lead high quality research in a

wide spectrum of areas. In addition, the Department is assisted by a dedicated team of academic support and technical staff. The Department has strong links with the industry and conducts collaborative tasks of research and development. Presently, we have one of the oldest incubators in the University for conducting product and process development for four companies of the DSI Group.

At present, the DCPE accommodates 400 undergraduates (85 in each intake) and postgraduate students. Our students demonstrate excellence not only in academic activities but also in sports and other extracurricular activities, for which the Chemical Engineering Student Society (ChESS) offers a paramount platform where several annual events of a wide variety are organized. In addition, our alumni, around 1200 graduates, have rewarding careers in the chemical and process industries, universities, and research institutes, both locally and internationally. Many of our most dedicated alumni made their way into outstanding leadership roles and continue to support the Department in a variety of ways.

Historically CPE students have shown the excellence in sports and other extra-curricular activities. Chemical Engineering Student Society (ChESS) is the hub for the student activities in the department and numbers of annual events are organized by the CPE students.

Wish you all the best for your future endeavors in the DCPE.

Prof. (Mrs.) Shantha Egodage
Head of the Department

WHAT IS CHEMICAL AND PROCESS ENGINEERING?

Chemical and Process Engineering is the profession in which knowledge of mathematics, chemistry, physics, biology and other natural sciences gained by study, experience and practice is applied with judgment to develop economical ways of using materials and energy for the benefit of mankind.

More typically, they turn raw materials into valuable products. The necessary skills encompass all aspects of design, testing, scale-up, operation, control, and optimization. Hence this requires a detailed understanding of the various "unit operations", such as distillation, mixing, evaporation, crystallization, and biological processes that make these conversions possible.

Resting on the above foundations the Chemical and Process Engineering sprout higher and higher utilizing mass, momentum

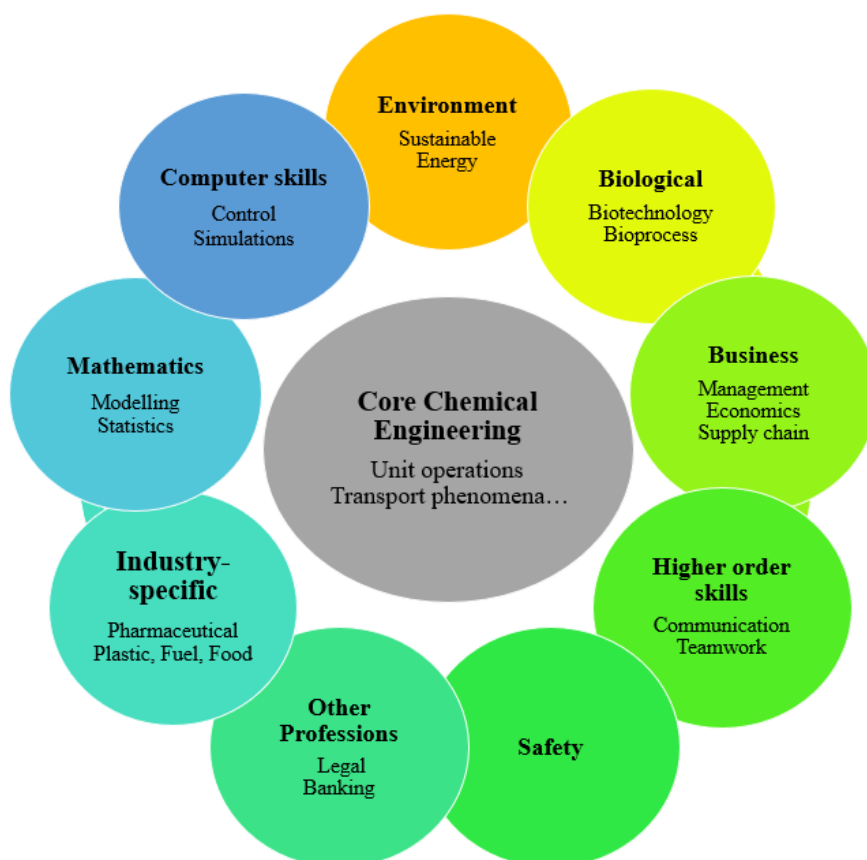
and energy transfers hand along with thermodynamics and chemical kinetics. It would be correct to say that the term Chemical in Chemical and Process Engineering refers more towards the knowledge and experience in terms of the applied sciences.

The breadth of scientific and technical knowledge inherent in this profession has caused world scientists to describe the Chemical and Process Engineer as the "Universal Engineer".

WHY STUDY CHEMICAL AND PROCESS ENGINEERING?

Why Chemical Engineering?

- A growing global profession
- A large manifold of occupations with diverse professional experience and excellent career progression
- To make the path for becoming an entrepreneur with your own passion for engineering, technology or management.
- To actively contribute towards solving urgent issues such as the energy crisis and pollution, and work towards achieving sustainability
- To make a difference not only in your economical, mental and career satisfaction but to satisfy the aspirations and necessities of the society



CAREER OPPORTUNITIES

There are a countless number of industries where Chemical and Process Engineering is used in. As examples petroleum and petrochemical industries, mineral processing, advanced materials, food and beverage processing, pharmaceutical, biotechnological industries, polymer industries, ceramic industries, electronic base industries and much more. Chemical and Process Engineering works hold in hands with fellow engineering disciplines such as mechanical, electrical and electronics, civil and material science.

The broad basis of their scientific, engineering, technological and management education upgrade the applications of the Chemical and Process Engineering skills in any other sister fields such as business, supply chain, process analysis, health and safety and etc. which do not seem like a result of chemical and Process Engineering evolution.

Chemical Engineers might expect to work in,

- Chemical, petroleum and petrochemical industries
- Power generation
- Steam engineering
- Environmental protection and natural resource utilization
- Renewable energy engineering
- Food and beverage processing
- Biochemical and biomedical engineering
- Pharmaceutical industry
- Processing of electronic and photonic devices
- Polymer engineering
- Computer aided process control engineering

- Advanced materials manufacturing industries
- Ceramic industries
- Textile industries and etc.

Some **local companies** where our graduates play key roles:

- Ceylon Petroleum Corporation
- INSEE Cement, Puttlam
- Melwa Cement, Mirijjawila
- Unilever Sri Lanka Ltd
- Hemas Holdings PLC
- Industrial Solutions Lanka (Pvt) Ltd
- Sri Lanka Institute of Nanotechnology (Pvt) Limited
- IFS R&D International (Pvt) Ltd, Sri Lanka
- MAS Holdings (Pvt) Ltd
- Lanka Sugar Company Pvt Ltd
- Nestle Lanka PLC
- Ceylon Biscuits Ltd
- Asian Paints (Pvt) Ltd
- Fonterra Brands Lanka
- Ceylon Cold Stores

Some **foreign companies** where our graduates play key roles:

- Veolia Water Technologies, USA
- Ontario Nuclear Power Generation, Canada
- Aker Solutions, Norway
- Wood Consultancy, Norway
- Safetec Nordic AS, Norway
- Keppel Offshore & Marine, Singapore
- Ecochem Bangladesh Pvt Ltd, Bangladesh
- Schlumberger, USA
- Abu Dhabi Oil Co., Ltd., UAE
- IFS R&D International (Pvt) Ltd, Norway

TESTIMONIALS



***Isuru Lakshan - DCPE
2016 batch
Gold medalist, 2021
General Convocation***

With a passion for chemistry from my A/L's, I always wanted to be a Chemical and Process Engineer when I got selected to the University of Moratuwa. But with my time in the department, I realized that chemical engineering is not chemistry but also a broader discipline related to each and everything we use in our day-to-day lives. The fundamentals of Chemical and Process Engineering are applied in almost all industries even though they are not significantly visible to the outside. From simple mass and energy balance to more complex situations, from simple process controls to advanced process controllers, modeling and simulations and many more all lie in here.

The curriculum for this degree program is well developed to enhance the way of thinking of undergraduates towards the thinking of a professional engineer. The academic staff of the department works their best to share their knowledge with undergraduates in an unbelievably friendly manner. That guidance helped me a lot throughout my undergraduate degree program. A well-guided industrial exposure through industrial training helped me a lot to understand the gap between theoretical knowledge that we gain in the university and the practical applications of those in real-life. With the evolving technologies, it creates a gap between current technologies and future technologies so chemical and process engineering has good research

potential to fill up those gaps to change the future of the world for the betterment.

So Being a Chemical and process engineer will provide you with a solid career path either in academia or industry.



***Kalindu Fernando
2014 batch
Ph.D. candidate
CBE, HKUST***

From my school days, I was curious about how people change various materials to make innovative useful products. After my schooling, I entered the faculty of Engineering, at the University of Moratuwa in search of learning how to design and transform the raw materials via value addition to finished products. Then, I found that Chemical and Process Engineering is the best option for me to explore my dreams.

I was desirous on learning the fundamentals of Chemical and Process Engineering and was able to obtain a first-class honors degree with a minor specialization in Entrepreneurship. Then, I had a great desire to widen my knowledge further, and I started my postgraduate studies at Hong Kong University of Science & Technology (HKUST) after briefly serving at the department as a graduate instructor.

Currently, I am a prestigious awardee of the Hong Kong Ph.D. Fellowship Scheme (HKPFS) at the Department of Chemical and Biological Engineering at the Hong Kong University of Science & Technology. I am focusing on developing novel models to predict the functional behavior of biomolecular systems more efficiently and

affordably using Molecular Dynamics and Monte Carlo simulations.

Although the world trends are dynamic, if you follow your passion with dedication, there are plenty of doors willing to open for you to be an expert in the field of your choice!



Malsha Samarasiri
(2014 batch)

PhD Student
Nanyang
Technological
University,
Singapore.

After hearing about the unfortunate story of the identification of toxic heavy metals in Sri Lankan rice, I obtained my inspiration for being a food researcher. Since food engineering is one subarea under Chemical and Process Engineering and knowing about the friendly culture in DCPE, I selected this field without any hesitation. It was the turning point of my journey where I learnt many things, developed both technical and personal skills and met a supportive community.

I graduated from DCPE with a specialization in Food and Biochemical Engineering. After working at GlaxoSmithKline Pharmaceuticals and IFS Sri Lanka, I was fortunate to join DCPE as a lecturer for one year. There I gained good academic exposure and great opportunities. Currently, I am a second-year PhD student at NTU under the Food Science Technology program and researching on sensory properties of mushrooms for the potential as a meat alternative.

Chemical and Process Engineering is a field with the scope of “microchips to potato chips” where you can fly beyond the limits. “Love what you do; do what you love!”



Dhanuka Anthony
(2011 batch)
Head of Operations
and Production -
Stretchline Holdings,
Indonesia

I currently work in the capacity of a Regional Management Trainee-Operation Management for Stretchline Holdings which is a part of the MAS group. I am currently based in Indonesia and will be transferred to the operations in China by the end of the year. Although I am technically not working along the traditional lines of what a Chemical & Process Engineering degree stipulates the amount of relevance is quite high. I was previously working at GSK also as a management trainee.

The best thing about the Chemical and Process Engineering at UOM is that the options it opens are limitless. You can find relevance to almost any industry in at least a few subject matters. This comes as a huge advantage when approaching the job market as it does not limit you to a small number of companies. Especially working in the manufacturing sector Unit Operations, Heat and Mass transfer etc., are subject matter that come in handy at any point in time. Apart from that soft skills improvement is definitely a big advantage in standing out in the job market.



Samavath
Mallawarachchi
(2011 batch)
PhD Student – Texas
A&M University

Department of Chemical and Process Engineering, University of Moratuwa was the place which laid the foundation for my

career as an engineer. The four years spent at the department imbued me with a wide spectrum of knowledge and skills, which prepared me for pursuing a doctoral degree in Biological Engineering. At the end of my undergraduate degree, I was able to obtain the gold medal for the highest GPA in DCPE, which I believe is a great achievement. During my years as a graduate student, I have been able to engage in research projects in a variety of areas including drug delivery, enzyme kinetics and molecular simulations. The fundamentals learned at DCPE allowed me to successfully work over multiple research areas. Also, it allowed me to look at the research problems in an engineering perspective and see how research can be applied to provide solutions to real life problems.

Department of Chemical and Process Engineering equips its undergraduates with a broad range of knowledge, which allow them to successfully transition into a career path they desire, such as industry or academia or entrepreneurship. Also, our department is blessed with a highly qualified and experienced academic staff who has the potential to bring the best out of students, in both academic and professional aspects. Developing a versatile skillset including technical, critical thinking, communication, and leadership skills to go along with that knowledge would enable DCPE graduates to excel in whatever career they choose.



Udiitha Wijayaratne
(2009 Batch)
**Nuclear Operator-
Pickering Nuclear
Generating Station,
Canada**

The Chemical and Process Engineering curriculum provided me with a thorough understanding of the Process Engineering industry. The vast knowledge acquired through different modules in this amazing curriculum always helped me to cross the border between Process Engineering and Nuclear Engineering. It is not only the curriculum that made me confident but the dedicated staff at the Department of Chemical and Process Engineering who made us logical thinkers and helped to develop our confidence to apply the knowledge in different applications.

Not like other Engineering disciplines, Chemical and Process Engineering never frame the graduates to a certain number of options, and it is not an exaggeration to say you have limitless options. The knowledge and experience gained through the program are almost applicable in any industry in the world. It provides a strong base to build one's career in their respective field of expertise




**Rushanth
Chandrabose**
(2009 Batch)
**Director Technical –
Industrial Solutions
Lanka (pvt) Ltd**

My Childhood dream to become a desalination expert to solve water crisis in Sri Lanka. So, I have selected Chemical and Process engineering to establish my career in water sector, after completing my degree in 2015, I have joined with Industrial solutions Lanka (pvt) ltd. Joining with new startup has helped me to explore more challenges and it has helped me to learn lot.

The Knowledge I have gained in Process Engineering has helped me to develop well-refined solution to my end client. I have developed system for Sri Lanka's Leading

Milk Processing Industries, Apparel Industries, Pharmaceutical Industries, Rice Mill Industries, Electro-plating industries, Rubber Industry, Coconut based industry, Dye Processing Industry, Leather and Tanning Industry and Ink based industry etc. After Completing Training program on Designing of Advanced Water Treatment plant using Membrane Technologies at IHE Delft, I have designed and developed Sri Lanka's First Zero Liquid Discharge Facility for pharmaceutical Industry.

Fundamental given by CPE in Process engineering is key of my success, which has helped me to design and develop more 300 Industrial effluent Treatment Plants and where I treat minimum 5,000,000 m³ wastewater annually. I wish all CPE graduate to follow your passion it will leave you to your purpose.




Gayathri Liyanage
(2008 batch)

***Research Engineer –
Industrial Technology
Institute (ITI)***

The chemical and process engineering program of university of Moratuwa, equipped me with knowledge and confidence to explore new horizons of academic and professional life. It is a very broad discipline which enables one to enter and sustain in numerous different fields. As for me, it opened doors for a career in product development in the apparel sector and then for an academic career with research opportunities in nanotechnology and sustainable energy generation. It also gave me the ability to work closely with international and government organizations related to environmental health and safety and sustainability, such as the Organization

for the Prohibition of Chemical Weapons (OPCW).

The friendly and supportive environment of the department helped me immensely to enhance my interpersonal, communication and team working skills which later became very beneficial for my professional career. Further the entrepreneurial and business knowledge transferred through the academic program prepared me to work and in a changing business environment. In conclusion, if someone is really into the big picture and willing to take up challenges in many different fields, this engineering branch is for you!



Amali Vithanage
(2008 batch)
***Founder-Layashri
Industries,
Hokandara.***

Chemical and process engineering is a vast subject among all the engineering disciplines in the world. It consists with various topics including unit operations, fluid dynamics, transport phenomena, polymers, environmental science, food and bio process etc. Acquiring knowledge about these subject areas would make us possible to showcase our abilities and talents in most of the available manufacturing fields in the industry. But somehow as we all know Sri Lanka is very much deviating from manufacturing and focusing on importing, which is a considerable threat to fresh chemical engineering graduates when it's come to job hunting. But still, it is somewhat manageable because of wide range of applications that we are thorough about during undergraduate period. However, it is a known fact that 'education is what is remaining inside you after you forget all academic stuff from your head' or in other

words 'it's not about what you learn but it's all about the process of learning'. Ultimately 4 years of university period is transforming you in to a person that has the capacity of thinking new, accepting challenges and focus until you achieve targets.

In Sri Lankan context we chemical engineers have a big role to play to strengthen the manufacturing processes and do massive value addition with zero unused waste. Therefore, investing on a such production facility even in very small scale will energize Sri Lankan economy and also it will be a huge motivation to the next chemical engineering generation. As I mentioned earlier getting an employment of a company is not a massive challenge until now but there is a competition which is increasing day by day. Therefore, we as senior chemical engineers hold a responsibility on addressing that issue without getting used to the comfort zone of doing only a job.

As per my own experience female chemical engineers do have an extra difficulty in finding a job and also retaining on the job. The reason is not mainly the abilities or the performance of a lady engineer, but the narrow mindset of Sri Lankan society. As a result, female engineers might get highly demotivated in job culture. They start to feel less than a male engineer due to lack of empowerment and prohibiting of the opportunities to grow. Sometimes they get stuck with only documentation work which is even more depressing. So here I suggest it is always great to become an entrepreneur with engineering skills and knowledge rather than depending only on monthly pay cheque. Nevertheless, there is a huge risk factor accompanied when starting a business when it's come to return on investment (ROI) and payback time. Also selecting the type of business, funding, planning the

location and set up the facility, investing on energy supplies etc. are always the questions that should be answered. But engineers naturally have the ability to come up with solutions to problems also they are trained to make contacts in between fellow engineers. I can provide lots of examples for companies started from scratch with batch mate partnerships and still thriving in the industry. So, the gain of investing on such process is much more effective with time than just hanging on a job.

In conclusion, it can be said that chemical engineers do have a responsibility to initiate new manufacturing facilities or production processes to convert raw materials in to value added products, not just to support the Sri Lankan economy but to encourage fresh graduates blooming to world every year. Eventually we can retain good brains within the country and make Sri Lanka a wonderful place to live.



Chathuri Dayananda
(2002 Batch)
Alfa Laval
Technologies AB,
Sweden

Being admitted to the DCPE at UoM was a turning point in my life. It helped me to develop myself as a well-rounded professional. The program is unique, and it empowers graduates to venture into diverse career paths.

Among many other skills, I honed the skill to think critically during the program. This helped me a lot to thrive my first career in the IT industry for seven years. After, I've got selected for a competitive engineering M.Sc. program in Europe. I am confident that the CPE program and the grades on my resume carried a lot of weight to help me in the selection process.

Currently, I am employed in an innovative company that invented the first dairy centrifugal separator. The vast experience and exposure I'm gaining there in different roles is a dream come true.

CPE graduates are well equipped to take on any challenge anywhere in the world. And the world is full of opportunities. It's up to us to seize them and discover new dimensions in our professional lives.




Bandara Dissanayake
(2001/02 batch)
Principal Scientist at
Procter & Gamble,
USA

Accomplishing my childhood dream, I graduated from DCPE in 2005 as a Chemical Engineer. The depth and breadth of the curriculum helped me develop numerous skills and technical curiosity to explore untapped territories in Science and Technology. After gaining industrial and academic exposure, I moved to UK for my PhD in Chemical Engineering. After my post-doc, I joined P&G in Japan where I had the opportunity to apply all my expertise in unit operations and transport phenomena in developing manufacturing processes for cosmetics. After spending nearly a decade in Chemical Engineering as a student, Engineer and Scientist, I decided to learn something different.

I am now working as a lead Skin Scientist, leveraging image analytics and data science in redefining skin biology to develop new skin care solutions. My passion has always been to learn and master - which led me to embark on an exciting career journey - at least- so far.

World is changing faster than ever so are the skills for future. My advice is to learn and

excel in digital skills such as modelling and simulation, data science, coding to develop creative solutions to complex problems in the digital era. 'Follow your passion, embrace changes and never stop learnings'



Deshai Botheju
1997/98 Batch
Project Discipline Lead
(HSE Management and
Design), Wood Group

Inspired by my beloved father who was "a backyard inventor" of his own style, I got my first footholds in technology right at the start. I was then able to spearhead my career through obtaining the bachelor's degree in Chemical and Process Engineering (CPE), while being awarded as the Best CPE Graduand (2002) at University of Moratuwa. After completing two master's degrees as well, I obtained my doctoral degree from the Norwegian University of Science and Technology (NTNU).

After working as a Postdoctoral Researcher and as an Assistant Professor for several years at USN, I moved into the Oil & Gas industry by joining Agility Group Norway in 2012 and then continued to stay in the industry as a Senior Engineering Consultant and as a Discipline Lead within the arena of Process Safety Design, Technical Safety, and Environmental Management.

I found CPE as an inspiring field that not only aided my own professional career but also empowered me to serve the society in a broader manner via knowledge dissemination and advocating scientific methodology. I highly encourage all CPE graduates to bestow part of your professional life to serve the society as thought-leaders and influencers as you are well qualified for that role.

THE JOURNEY OF DCPE

The Department of Chemical Engineering, being established by gazette notification on 15th February 1972 at Katubedda Campus of University of Ceylon, had its roots in the Junior Technical Officer's course conducted by the Maradana Technical College. Initially the degree program was termed as Chemical Engineering and Fuel Science, offering the undergraduates with the degree of Bachelor of Applied Science (B.A.Sc.), which altered into Bachelor of Science of Engineering in 1980.

Being initiated with only 8 students per batch, the Department of Chemical and Process Engineering has been progressed to offer the students with the undergraduate degree program in Chemical and Process Engineering for 80 students per batch of each intake to the University of Moratuwa.

Currently, the undergraduate course curriculum has expanded with several minor specialization fields for Environmental Engineering, Energy Engineering, Food and Bioengineering, Polymer Engineering and Petroleum Engineering in order to equip the

students with necessary knowledge required for a prospective professional to understand and appreciate the role of a Chemical and Process Engineer in an economy for the sustainable growth.

The continuous growth of well-qualified human resource factor, well-structured course curriculum, well-equipped and well-functioning laboratory facilities, and other supporting resources ensures the improving standard of the internationally recognized programs delivering best professionals.

The DCPE is also improving the bond with the industry during its journey. The internships offered for the undergraduates, the huge career opportunities available for the fresh graduates, the abundance of resource persons for mentoring programs, the facilitators for field visits, the established incubators at the department by the pillars in the industry, and the huge amount of consultancy services required from the department stand as proof for the success of the DCPE.

1972	<ul style="list-style-type: none"> ▪ Establishment of the Department of Chemical Engineering at the Katubedda Campus of University of Ceylon. ▪ Inauguration of the Department of Chemical Engineering under the Applied Science Faculty offering the Degree of Bachelor of Applied Science (B.A.Sc.) 8 students per batch only were offered with the Degree.
1976	<ul style="list-style-type: none"> ▪ Graduation of the 1st batch of students from the department.
1981	<ul style="list-style-type: none"> ▪ Introduction of the Bachelor of Science of Engineering (B.Sc. Eng.) Degree. ▪ The students under E II category were given the opportunity to select Chemical, Material or Mining Engineering fields depending on their 1st year performance in which common subjects were offered to all engineering disciplines.
1986	<ul style="list-style-type: none"> ▪ Introduction of M.Sc. course in Polymer Technology as a full-time course.

1990	<ul style="list-style-type: none"> ▪ Introduction of Polymer Engineering subject to the Chemical Engineering undergraduate curriculum for Final Part III.
1991	<ul style="list-style-type: none"> ▪ Increment of the student intake up to 15 students per batch. ▪ Introduction of the subject 'Unit Operation' to the Part I Chemical Engineering Curriculum.
1992	<ul style="list-style-type: none"> ▪ Inauguration of Chemical Engineering Society.
1993	<ul style="list-style-type: none"> ▪ Conducting the three-day open day program "Making the future happen" at department premises and the first issue of 'Chemunique' magazine. ▪ Conversion of the fulltime M.Sc. Course in Polymer Technology to a part time course.
1994	<ul style="list-style-type: none"> ▪ Introduction of the optional subjects Environmental Engineering, Biochemical Engineering and Food Process Engineering to the Chemical Engineering curriculum. ▪ Increment of the student intake up to 20 students per batch.
1998	<ul style="list-style-type: none"> ▪ Alteration of the title of the Chemical Engineering Department to Department of Chemical and Process Engineering.
1999	<ul style="list-style-type: none"> ▪ Increment of the student intake up to 30 students per batch.
2000	<ul style="list-style-type: none"> ▪ Initiation of student intake under a common 'Engineering' category eliminating the E II stream. ▪ Conversion of the course curriculum to semester system from session examinations systems. ▪ Offering of specialization in the field of Chemical and Process Engineering for chosen undergraduates by their Level I academic performance. ▪ Introduction of four fields of minor specialization (presently known as 'focus areas') namely, Food & Biochemical Engineering, Environmental Engineering, Energy Engineering and Polymer Engineering. ▪ Increment of the student intake up to 50 students per batch.
2001	<ul style="list-style-type: none"> ▪ Initiation of master's program in Chemical and Process Engineering with a first batch of 09 students.
2004	<ul style="list-style-type: none"> ▪ Inauguration of Chemical Engineering Student Society (ChESS). ▪ Revision of the course curriculum.
2005	<ul style="list-style-type: none"> ▪ Re-establishment of the Prof. Hubert Silva Memorial Resource Centre ▪ Received the IRQUE fund. ▪ Agreement with Hayleys Group to sponsor the annual gold medal for the best Chemical and Process Engineering Student.
2006	<ul style="list-style-type: none"> ▪ Foundation stone was laid for the new Chemical Engineering Centre. ▪ Obtaining new equipment under IRQUE grants.
2007	<ul style="list-style-type: none"> ▪ Initiation of the M.Sc. program in Sustainable Process Development as a part-time course with the first batch of 12 students in collaboration with Telemark University College, Norway. ▪ Initiation of the offering of M.Sc. scholarships for Chemical and Process Engineering students in Norway.

2008	<ul style="list-style-type: none">▪ Graduation of first Ph.D. holder.▪ Signing of agreements with NCPC and Cargills.▪ Declaring the Opening of Chemical and Process Engineering Centre.▪ Inauguration of scholarships Program in Chemical and Process Engineering for students who have economic difficulties.
2009	<ul style="list-style-type: none">▪ Establishment of first food and process development incubator in Sri Lanka.▪ Establishment of a partnership with Polipto Company – petrol from waste plastics.
2010	<ul style="list-style-type: none">▪ Increment of the student intake further up to 80 students per batch.▪ Chosen undergraduates were offered with field specialization in Chemical and Process Engineering from Semester II onwards.▪ Combination of minor specializations of Energy Engineering and Environmental Engineering reducing the minor specializations down to three.▪ Received accreditation by the IChemE for the undergraduate degree program.▪ Received accreditation by the IESL for the undergraduate degree program.
2011	<ul style="list-style-type: none">▪ Establishment of SIL-UOM rubber products and process development incubator at the department.
2014	<ul style="list-style-type: none">▪ Initial student credit transfer program with 5 undergraduate students from Telemark University College, Norway.
2017	<ul style="list-style-type: none">▪ Introduction of Petroleum Engineering focus area.
2018	<ul style="list-style-type: none">▪ Signed an MoU with East China University of Science and Technology to boost the academic collaborations between two institutions.▪ Signed an agreement for Europe Sri Lanka capacity building in energy circular economy “EUSL Energy” online digital joint master’s degree program.
2019	<ul style="list-style-type: none">▪ Conversion of the existing M.Sc. course in Sustainable Process Development into M.Sc. course in Sustainable Process Engineering with a major curriculum revision by adopting the latest subject areas related to sustainable process industries.▪ Signed an agreement for a joint study program and student-staff exchange program with Sirindhorn International Institute of Technology, Thammasat University▪ Initiation Research for Undergraduates (R4U) club.
2020	<ul style="list-style-type: none">▪ Establishment of 24/7 laboratory.

ACADEMIC STAFF MEMBERS

The well-qualified and dynamic group of academic staff of the department is the foremost treasure of the department who builds the professionals from the undergraduate's ready for challenges beyond university life. They provide the students with theoretical, technological and industrial strengths supporting the students' outlook towards industry. The academic staff members of the DCPE always strive to develop the department as a place of excellence for the students.

Having a high recognition among the academic community for their contributions towards the betterment of the field, as educators of the chemical and process engineering discipline, the staff members are easily approachable and are ever willing to address student issues, whatever they may be.

HEAD OF THE DEPARTMENT



Prof. (Mrs.) Shantha Egodage

B.Sc. Eng. (Moratuwa), M.Sc. (Moratuwa), M.Phil. (Moratuwa),
Ph.D. (Loughborough), MIE (SL), C.Eng
E -mail: head-cpe@uom.lk , segodage@uom.lk



Phone: +94 112 640 051 Ext: 4101/4120
Direct: +94 112 640 051

EMERITUS PROFESSOR



Eng. Prof. Anul Perera

DSc (RU-USA), B.Sc.(Eng), IntPE (SL), PEng (SL), C. Eng, FIE
(SL), MIChE (USA)
E -mail: anul@uom.lk



SENIOR PROFESSORS



Snr. Prof. Ajith De Alwis

B.Sc. Eng. (Moratuwa), Ph.D. (Cambridge), MBA (PIM-USJP),
MAIChE (USA), AMIChemE (UK), AMIESL, FNASSL
E -mail: ajith@uom.lk



Phone: +94 112 640 051 Ext: 4118

**Snr. Prof. (Mrs.) Padma Amarasinghe**

B.Sc. Eng.(Moratuwa), M.Sc, Ph.D. (UMIST UK), MIE (SL), C. Eng

E -mail: padma@uom.lk



Phone: +94 112 640 051 Ext :4116

PROFESSORS**Prof. Jagath Premachandra**

B. Sc. (Col.), M.Sc. (Sri J'Pura), Ph.D. (Cincinnati, USA)

E -mail: jagath@uom.lk



Phone: +94 112 640 051 Ext :4102

**Prof. Shantha Amarasinghe**

B.Sc. Eng. (Moratuwa), Ph.D. (Cambridge), MIE (SL), C. Eng

E -mail: adusa2@uom.lk



Phone: +94 112 640 051 Ext: 4104

**Prof. P. G. Ratnasiri**

B.Sc.Eng. (Moratuwa), M.Sc. (UMIST), Ph.D. (NTNU) Norway

E- mail: ratnasiri@uom.lk



Phone: +94 112 640 051 Ext: 4121

**Prof. Mahinsasa Narayana**

C.Eng, MIE (SL), B.Sc. (Eng), MPhil. (Eng.), Ph.D.(UK)

E-mail: mahinsasa@uom.lk



Phone: +94 112 640 051 Ext: 4107

**Prof. Shantha Walpalage**

B.Sc. Eng. (Moratuwa), Ph.D. (UK), MIE (SL), C. Eng

E -mail: shanthaw@uom.lk



Phone: +94 112 640 051 Ext: 4105

**Prof. (Mrs.) Sanja Gunawardena**

B.Sc. Eng. (Moratuwa), Ph.D. (Birmingham), MIE (SL), C. Eng

E-mail: sanjag@uom.lk



Phone: +94 112 640 051 Ext: 4106

SENIOR LECTURERS**Dr. (Ms) Manisha Gunasekera**

B.Sc. Eng. (Moratuwa), M.Eng. (Moratuwa), Ph.D. (Loughborough),
MIE (SL), C. Eng

Senior Lecturer Grade I

E-mail: manisha@uom.lk



Phone: +94 112 640 051 Ext: 4109

**Dr. (Mrs.) Thilini U. Ariyadasa**

B.Sc. (Hons) (University of Delhi), M.Sc. (Peradeniya), Ph.D.
(ICGEB – New Delhi Component)

Senior Lecturer Grade II

E-mail: thilini@uom.lk



Phone: +94 112 640 051 Ext: 4619

**Dr. (Mrs.) Duleeka Gunarathne**

B.Sc. Eng. (Moratuwa), MSc., Ph.D.(KTH Sweden), AMIESL

Senior Lecturer Grade II

E-mail: duleekas@uom.lk



Phone: +94 112 640 051 Ext: 4619

**Dr. Thushara Subasinghe**

B.Sc Eng. Hons (UoM, Sri Lanka), M.Sc (ZJU, China), Ph.D (ZJU,
China), AMIESL

Senior Lecturer Grade II

Email: thusharas@uom.lk



Phone: +94 112 640 051 Ext: 4119

**Dr. Mahinsasa Rathnayake**

B.Sc. Eng. (Ruhuna, Sri Lanka), M.Sc (Thammasat, Thailand), Ph.D
(Thammasat, Thailand), AMIESL, AMECSL

Senior Lecturer Grade II

E-mail: mrathnayake@uom.lk



Phone: +94 112 640 051 Ext: 4607

**Dr. (Mrs.) Tharushi Keerthisinghe**

B.Sc. Eng. (Moratuwa), Ph.D. (NTU, Singapore), AMIESL

Senior Lecturer Grade II (on contract)

E-mail: tharushik@uom.lk**LECTURER UN-CONFIRMED****Dr. (Mrs.) Dilhara Sethunga**

B.Sc. Eng. (Moratuwa), Ph.D. (NTU, Singapore),

Lecturer (un-confirmed)

E-mail: dilharap@uom.lk**LECTURERS****Ms. Peshalya Kothalawala**

M. Sc. (Thammasat, Thailand), B. Sc. Eng. (Moratuwa), AMIESL

Lecturer

E-mail: peshalyak@uom.lk**Mr. Poorna Vidanage**

B. Sc. Eng. (Moratuwa), AMIESL

Lecturer (Probationary)

E-mail: poornaw@uom.lk**Ms. Madhurika Geethani**

B. Sc. Eng. (Peradeniya), AMIESL

Lecturer (Probationary)

E-mail: madhurikag@uom.lk**Ms. Sajani Piyatilleke**

B. Sc. Eng. (Moratuwa)

Lecturer (On Contract)

E-mail: sajanis@uom.lk

**Ms. Ronali Fernando**

B. Sc. Eng. (Moratuwa), AMIESL

Lecturer (On Contract)

E-mail: ronalif@uom.lk

**Ms. Sanduni Kavindi**

B. Sc. Eng. (Moratuwa)

Lecturer (On Contract)

E-mail: kavindis@uom.lk



ACADEMIC SUPPORT STAFF

**Mr. Chinthaka Narangoda**

B. Sc. (Kelaniya), P. G. Dip. in IT (Moratuwa)

System Analyst Grade II

Ext: 4618

**Mrs. Dinusha Martino**

B. Sc. (NS) (OUSL), M. Sc. (Thailand)

Analytical Chemist

Ext: 4613

TECHNICAL STAFF

**Mrs. H. B. R. Sajeewani**

Staff Technical Officer – Grade I

Ext: 4645

**Mrs. Indika Athukorala**

Staff Technical Officer – Grade I

Ext: 4160/4625

**Mr. B. H. P. Mahendra**

Staff Technical Officer – Grade I

Ext: 4614

**Ms. Ishara Gayani**

NDT (Moratuwa)

Technical Officer Grade II seg A

Ext: 4150

**Mrs. Shameera De Silva**

Technical Officer Grade II seg A

Ext: 4644

**Ms. Dineshi Rodrigo**

Technical Officer Grade II seg A

Ext: 4617

**Mr. Dinuka Wijegunaratne**

Technical Officer Grade II seg A

Ext: 4659

**Ms. Harshani Hettiarachchi**

NDT (Moratuwa)

Technical Officer Grade II seg A

Ext: 4100

**Mrs. Hasini Gunarathna**

NDT (Moratuwa)

Technical Officer Grade II seg A

Ext: 4100

TECHNICAL ASSISTANCE STAFF



Mr. B. A. R. D. Abeywardena
Boiler Operator Grade I
Ext: 4620



Mr. Asanka Kumara
Lab Attendant (H.G.)
Ext: 4626/4150



Mr. S. M. R. N. Dhammika
Lab Attendant (L.G.)
Ext: 4606



Mr. D. S. Dayananda
Lab Attendant (L.G.)
Ext: 4156



Mr. B. Karunathilaka
Lab Attendant (L.G.)
Ext: 4625



Mr. Gihan Peiris
Lab Attendant (L.G.)
Ext: 4160

**Mr. Viraj Somarathna**

Lab Attendant (L.G.)

Ext: 4614

**Mr. Nuwan Gunasekara**

Lab Attendant (L.G.)

Ext: 4160

OFFICE ASSISTANCE STAFF

**Ms. Dilrukshi Ranasinghe**

Clerk Grade II

Ext: 4100

**Mrs. Thushari Gunawardana**

Staff Management Assistant

Ext: 4100

**Mr. Madushan Wijayarathna**

Office Assistant

Ext: 4100

UNDERGRADUATE DEGREE PROGRAM

Graduate Program Outcomes (POs) Profile

1. **Engineering Knowledge:** Apply knowledge of mathematics, science, engineering fundamentals and an engineering specialization to solve complex engineering problems.
2. **Problem Analysis:** Identify, formulate, research literature and analyze complex engineering problems reaching substantiated conclusions using first principles of mathematics, natural sciences and engineering sciences.
3. **Design/ development of solutions:** Design solutions for complex engineering problems and design systems, components or processes that meet specified needs with appropriate consideration for public health and safety, cultural, societal, and environmental considerations.
4. **Investigation:** Conduct investigations of complex problems using research-based knowledge and research methods including design of experiments, analysis and interpretation of data, and synthesis of information to provide valid conclusions.
5. **Modern Tool Usage:** Create, select, and apply appropriate techniques, resources, and modern engineering and IT tools, including prediction and modeling, to complex engineering activities, with an understanding of the limitations.
6. **The Engineer and Society:** Apply reasoning informed by contextual knowledge to assess societal, health, safety, legal and cultural issues and the consequent responsibilities relevant to professional engineering practice.
7. **Environment and Sustainability:** Understand the impact of professional engineering solutions in societal and environmental contexts and demonstrate knowledge of and need for sustainable development.
8. **Ethics:** Apply ethical principles and commit to professional ethics and responsibilities and norms of engineering practice.
9. **Individual and Teamwork:** Function effectively as an individual, and as a member or leader in diverse teams and in multi-disciplinary settings.
10. **Communication:** Communicate effectively on complex engineering activities with the engineering community and with society at large, such as being able to comprehend and write effective reports and design documentation, make effective presentations, and give and receive clear instructions.
11. **Project Management and Finance:** Demonstrate knowledge and understanding of engineering and management principles and apply these to one's own work, as a member and leader in a team, to manage projects and in multidisciplinary environments.
12. **Lifelong learning:** Recognize the need for and have the preparation and ability to engage in independent and lifelong learning in the broad context of technological change.

Program Educational Objectives

1. To produce graduates who pursue challenging careers, with skills to analyze and provide solutions in energy, environmental, food and bio, polymer and other related industries and emerging areas with an appreciation of the role of Chemical Engineering in the society.
2. To produce graduates who pursue advanced studies in Chemical Engineering and related disciplines.
3. To create engineering leaders with a global focus, displaying entrepreneurship skills.

Students are selected to follow the B.Sc. in Chemical and Process Engineering (CPE) course based on their performance in semester I examination and their individual preferences. Until 2009, student intake was restricted to 50, which has been increased to 80 in 2010. This was further expanded to 90 in 2013. Currently, the DCPE offers five focus areas after completion of their sixth semester, namely;

- Environmental Engineering
- Food and Bioengineering
- Polymer Engineering
- Petroleum Engineering
- Energy Engineering

Students have the option of following the Chemical and Process Engineering degree program by selecting subjects without any focus area/minor specialization.

The Department degree program is regularly being revised and renovated under a collaborative effort by the academic and industrial personnel with the objective of creating highly skilled graduates who meet the needs and demands in both the industry and the academia. Students have the liberty of approaching the department professionals at any time to acquire necessary knowledge and skills during their stay in the department.

Graduation Credit Requirement

Total credit requirement for the Specialization

Semester	GPA Credits Normal	Non-GPA Credits
Semester 1	15	-
Semester 2	20	-
Semester 3	20	-
Semester 4	22	-
Semester 5	23	-
Industrial Training	-	6
Semester 6	9	
Semester 7	13	-
Semester 8	10	-
Total	132	6

Total credit requirement for the Graduation

Total credit requirement for the Specialization	138
Faculty/Specialization Electives beyond the specialization requirements [refer faculty electives tables (Page 41-46)]*	12
TOTAL CREDIT REQUIREMENT FOR GRADUATION	150

Faculty Academic Committee Coordinator

Dr. (Mrs) Duleeka Gunarathne

Email – eac-ch@uom.lk

Semester Coordinators

Academic level	Coordinator	Email address
Semester 1 (Group Coordinator)	Ms. Peshalya Kothalawala	peshalyak@uom.lk
Semester 2	Mr. Poorna Vidanage	poornaw@uom.lk
Semester 3	Dr. (Ms.) Manisha Gunasekera	manisha@uom.lk
Semester 4	Ms. Madhurika Geethani	madhurikag@uom.lk
Semester 5	Dr. (Mrs.) Duleeka Gunarathne	duleekas@uom.lk
Industrial Training	Dr. Mahinsasa Rathnayake	mrathnayake@uom.lk
Semester 6	Ms. Peshalya Kothalawala	peshalyak@uom.lk
Semester 7	Dr. Thushara Subasinghe	thusharas@uom.lk
Semester 8	Prof. Mahinsasa Narayana	mahinsasa@uom.lk

Teaching and Learning

The knowledge is transferred to the students through a range of learning and teaching activities to fulfil the course objectives. Clearly defined assessment methods are used to measure student's success in meeting course objectives. Module outline consisting subject coordinator, lecturers, pre-requisites, course objective, learning outcome, tentative course outline, method of grading, recommended textbooks and selected references for each module is distributed to students at the first lecture of the module.

With the recently established outcome-based education system (OBE), traditional lecture-based teaching and learning system have been diverted to a more student-centred system. Modules are taught through a combination of lectures, practical classes, tutorials, discussions, question and answer sessions, quizzes and take-home assignments. These methods are clearly defined for each module with the learning outcomes of the individual subjects and have been modified such that the student is in an active learning process with more classroom interactions. Subject-specific theories, fundamentals and concepts are delivered through lectures, aided by one or combination of; black/white board, overhead projector, multimedia, printed lecture notes and many other learning activities. Students learn by listening, seeing, taking down notes and by discussion. Lecture notes and additional resources are uploaded in Learning Management System (LMS), which is the latest IT based learning environment in University of Moratuwa. Students can access LMS through the following web address.

Assess to LMS

URL: <https://lms.uom.lk>



Practical classes are carried out in groups, 2-5 students per group, under the guidance of a lecturer and/or an instructor to develop data recording, calculation, analysis and interpretation skills. Tutorials encourage student-centred learning towards the application of theories to solve chemical engineering problems. Model answers for the tutorials are provided for self-learning.

Assignments, case studies and literature surveys develop a range of skills such as information gathering, identifying lessons and time management. Group or individual activities are introduced to enhance the student interaction with the classroom while maintaining a lively learning process. Group or individual presentations at the end of selected assignments are a means of developing presentation skills from the lecturer's and the colleagues' feedback.

Industrial visits are arranged to enunciate the practical applications of theories that are taught during the degree program.

Six months industrial training period at the end Semester 5 enables students to experience in-plant work in an area of their preference within the CPE program. The students develop management skills in addition to the chemical engineering disciplines. Continuous assessment of the training progress is done under the guidance of the Director of the Department of Industrial Training. A student guide for training and training report preparation is

available for the student. An E-portal containing information for students which can be accessed through Departmental intranet is in operation. This facility is expected to enhance student's self-learning abilities.

Research is also an integral component of the pathway of becoming a chemical and process engineer. In the semester 6, students will be divided into groups of 2 or 3 and they will work on the undergraduate research project with an academic staff member as a supervisor. The students will have the invaluable opportunity to increase their research output by publishing their findings in well-reputed journals and research conferences.

The engineering product design experience is a vital element in engineering education. Students are encouraged to develop a prototype of the designed product, enhancing group learning and innovation. The final year design project allows students to apply their gathered knowledge during the first three years in the university to conceptually design a process plant. The final year comprehensive design project consists of a common component where a group of students works on the literature survey, process development and the material and energy balance of an industrial scale plant and an individual component where each student does the detailed design of a major unit in the process.

Examination and Assessment Strategy:

The performance of each student is evaluated solely by either continuous assessments (CA) or a combination of continuous assessments and end of semester examinations (WE).

Continuous Assessments Includes:

- Course work
- Assignments
- Quizzes
- Viva
- Mid-Semester exams
- Presentations and
- Reports.

All candidates should obtain at least 35% from each of CA and WE components to pass a module. This is a university requirement applicable to all modules. The completed assignments must be submitted to the lecturer on the dates of submission as detailed in the assignments. Late submissions will be compensated with a reduction of marks.

Students having prolonged illnesses may provide medical reports through the Medical Officer of the university or an equally qualified doctor. Arrangements can be made through negotiation with the lecturer in person to submit assignments. Students having disabilities are encouraged to discuss with the semester coordinates and subject coordinators to make necessary arrangements.

Industrial Training is coordinated and assessed jointly by the DCPE, Industrial training division of UOM and NAITA. The students are partly assessed while undergoing training and any improvement needed to obtain better training is encouraged at this instance. The student is assessed based on the report submitted at the end, the diary maintained during the training period and a viva assessment.

The final year Comprehensive Design Projects and Research Projects are assessed by the interim reports, final report, presentations, and viva voce examinations.

The marks are displayed on the notice board/LMS and the students are given a chance to apply for re-correction. The re-correction application is also allowed for continuous assessment results displayed on the notice board/LMS before the end of the semester.

Depending on the credits earned by the student for each module, an Overall Grade Point Average (GPA) is calculated. Each student is awarded a class at the completion of all the graduation requirements within five academic years.

A documentation manual consists of curriculum and syllabi, assessment methods and other relevant information on undergraduate program is available in the department.

Curriculum

The following description is followed.

C - Core Modules

E - Elective Modules

Semester 1		Specialization requirement					15.0			
Code	Module Name	Category	Hours/Week		Credits		Norm		Evaluation	
			Lecture	Lab/Tute	GPA	NGPA	GPA	NGPA	CA%	WE%
CE1023	Fluid Mechanics	C	2	2/4	2.0		15.0		20	80
CS1033	Programming Fundamentals	C	2	2	2.0				20	80
EE1040	Electrical Fundamentals	C	2	2/4	3.0				20	80
MA1014	Mathematics	C	5/2	1	3.0				20	80
ME1033	Mechanics	C	2	2/4	2.0				20	80
MT1023	Properties of Materials	C	2	2/4	2.0				20	80
EL1030	Language Skills Enhancement [S1 & S2]	C	0	2	1.0				100	0
Total for semester 1					15.0	0.0	15.0	0.0		
Semester 2		Specialization requirement					20.0			
CH1051	Engineering Thermodynamics	C	2	2	3.0		18.0		40	60
CH1044	Fluid Dynamics	C	3	2	4.0				40	60
CH1071	Chemistry and Green Chemistry for Process Engineers	C	2	2	3.0				40	60
CH1061	Chemical and Bioprocess Engineering Principles	C	3	2	4.0				40	60
MA1024	Methods of Mathematics	C	5/2	1	3.0				30	70
EL1030	Language Skills Enhancement [S1 & S2]	C	0	2	1.0				100	0
HM-1	Humanities I	E	2	0	2.0		2.0		100	0
Total for semester 2					20.0	0.0	20.0	0		

Semester 3		Specialization requirement					20.0			
Code	Module Name	Category	Hours/Week		Credits		Norm		Evaluation	
			Lecture	Lab/Tute	GPA	NGPA	GPA	NGPA	CA%	WE%
CH2631	Chemical Thermodynamics	C	2	2	3.0		20.0		40	60
CH2015	Heat and Mass Transfer	C	3	2	4.0				40	60
CH2160	Bioprocess Engineering and Practices	C	2	2	3.0				40	60
CH2170	Laboratory Practices I	C	0	6	3.0				100	0
MA2014	Differential Equations	C	2	0	2.0				30	70
MA2034	Linear Algebra	C	2	0	2.0				30	70
EN1803	Basic Electronics for Engineering Applications	C	2	2	3.0				30	70
Total for semester 3					20.0	0.0	20.0	0.0		
Semester 4		Specialization requirement					22.0			
CH2151	Particulate Systems	C	3	2	4.0		20.0		40	60
CH2180	Separation Processes	C	3	4	5.0				40	60
CH4501	Chemical Kinetics and Reactor Design	C	3	2	4.0				40	60
CH2210	Materials for Engineering Applications	C	2	2	3.0				30	70
CH2270	Laboratory Practices II	C	0	4	2.0				100	0
MA3024	Numerical Methods	C	2	0	2.0				30	70
HM-2	Humanities II	E	2	0	2.0		2.0		100	0
Total for semester 4					22.0	0.0	22.0	0		

Semester 5		Specialization requirement					23.0			
Code	Module Name	Category	Hours/Week		Credits		Norm		Evaluation	
			Lecture	Lab/Tute	GPA	NGPA	GPA	NGPA	CA%	WE%
CH4045	Process Dynamics and Control	C	2	2	3.0		21		40	60
CH3045	Plant Safety, Health and Environment	C	7/2	1	4.0				30	70
CH3034	Process Equipment Design	C	3	2	4.0				40	60
CH3055	Energy Systems Engineering	C	2	2	3.0				40	60
CH3150	Chemical Process Synthesis and Integration	C	2	2	3.0				40	60
CH3880	Engineer and Society [S5 & S6]	C	0	2	1.0				100	0
MN3043	Business Economics and Financial Accounting	C	3	0	3.0		2		30	70
MA3014	Applied Statistics	E	2	0	2.0				30	70
MA2024	Calculus	E	2	0	2.0				30	70
MA3030	Operational Research	E	2	0	2.0				30	70
Total for semester 5					27.0	0.0	23.0	0.0		
Industrial Training		Specialization requirement					6.0			
CH3994	Industrial Training	C				6.0		6.0	100	0
Total for Industrial Training						6.0	0.0	6.0		
Semester 6		Specialization requirement					9.0			
EL3820	Technical Report Writing and Presentation Skills	C	1	4	3.0		9.0		100	0
CH4751	Research Project [S6, S7 & S8]	C	0	2	1.0				100	0
CH3170	Laboratory Practices III	C	0	6	3.0				100	0
CH3880	Engineer and Society [S5 & S6]	C	1	2	2.0				100	0
Total for semester 6					9.0	0.0	9.0	0.0		

Semester 7		Specialization requirement					13.0			
Code	Module Name	Category	Hours/Week		Credits		Norm		Evaluation	
			Lecture	Lab/Tute	GPA	NGPA	GPA	NGPA	CA %	WE %
CH4016	Comprehensive Design Project I	C	0	8	4.0		7.0		100	0
CH4751	Research Project [S6, S7 & S8]	C	0	2	1.0				100	0
MN4023	Engineering Economics	C	2	0	2.0				30	70
CH4120	Biofuels and Biorefineries	E	2	2	3.0		3.0		40	60
CH4130	Process Optimization	E	2	2	3.0				40	60
CH4140	Biotechnology	E	2	2	3.0				40	60
CH4160	Process Chemicals Management	E	2	2	3.0				40	60
CH4371	Petroleum Trade and Economics	E	2	2	3.0				30	70
CH4410	Polymeric Materials	E	2	2	3.0		3.0		30	70
CH4026	Process Modelling and Simulation	E	2	2	3.0				40	60
CH4420	Waste Minimization and Resources Recovery	E	2	2	3.0				30	70
CH4430	Industrial Chemical Manufacturing Processes	E	2	2	3.0				40	60
CH4235	Polymer Processing Operations	E	2	2	3.0				30	70
CH3720	Waste to Energy	E	2	2	3.0				40	60
CH3253	Environmental Bioengineering	E	2	2	3.0				30	70
CH4440	Petrochemical Process Operations	E	2	2	3.0				30	70
CH4285	Food Safety and Hygienic Plant Design	E	2	2	3.0				40	60
Total for semester 7					49.0	0.0	13.0	0.0		

Semester 8		Specialization requirement					10.0			
Code	Module Name	Category	Hours /Week		Credits		Norm		Evaluation	
			Lecture	Lab/Tute	GPA	NGPA	GPA	NGPA	CA%	WE%
CH4035	Comprehensive Design Project II	C	0	10	5.0		10.0		100	0
CH4751	Research Project [S6, S7 & S8]	C	0	2	1.0				100	0
MN4151	Project Management	C	2	0	2.0				30	70
MN4113	Production and Operations Management	C	2	0	2.0				30	70
CH4275	Polymer Products Manufacturing Technologies	E	2	2	3.0				40	60
CH4742	Polymer Products and Tool Design	E	2	2	3.0				40	60
CH4450	Energy Storage Systems	E	2	2	3.0				40	60
CH4255	Renewable Energy	E	2	2	3.0				40	60
CH4651	Combustion Technology	E	2	2	3.0				40	60
CH4215	Environmental Engineering and Management	E	2	2	3.0				30	70
CH4460	Sustainable Process Technology	E	2	2	3.0				30	70
CH4351	Up-stream Oil and Gas Operations	E	2	2	3.0				30	70
CH4381	Petroleum Refining Operations	E	2	2	3.0				30	70
CH4294	Bioengineering	E	2	2	3.0				40	60
CH4691	Food Process Engineering	E	2	2	3.0				40	60
Total for semester 8					43.0	0.0	10.0	0.0		
		Grand total			205.0	6.0	132.0	6.0		

Focus Area

Code	Module Name	Category	Hours/ Week		Credits		Evaluation		Semester	Credits required
			Lecture	Lab/Tute	GPA	NGPA	CA%	WE%		
Focus area-Polymer Engineering										
CH4410	Polymeric Materials	C	2	2	3		30	70	7	12
CH4235	Polymer Processing Operations	C	2	2	3		30	70	7	
CH4275	Polymer Products Manufacturing Technologies	C	2	2	3		40	60	8	
CH4742	Polymer Products and Tool Design	C	2	2	3		40	60	8	
Focus area - Food and Bioengineering										
CH4140	Biotechnology	C	2	2	3		40	60	7	12
CH4285	Food Safety and Hygienic Plant Design	C	2	2	3		40	60	7	
CH4294	Bioengineering	C	2	2	3		40	60	8	
CH4691	Food Process Engineering	C	2	2	3		40	60	8	
Focus area - Environmental Engineering										
CH4420	Waste Minimization and Resources Recovery	C	2	2	3		30	70	7	12
CH3253	Environmental Bioengineering	C	2	2	3		30	70	7	
CH4215	Environmental Engineering and Management	C	2	2	3		30	70	8	
CH4460	Sustainable Process Technology	C	2	2	3		30	70	8	
Focus area - Petroleum Engineering										
CH4371	Petroleum Trade and Economics	C	2	2	3		30	70	7	12
CH4440	Petrochemical Process Operations	C	2	2	3		30	70	7	
CH4351	Up-stream Oil and Gas Operations	C	2	2	3		30	70	8	
CH4381	Petroleum Refining Operations	C	2	2	3		30	70	8	
Focus area - Energy Engineering										
CH4120	Biofuels and Biorefineries	C	2	2	3		40	60	7	9
CH3720	Waste to Energy	C	2	2	3		40	60	7	
CH4450	Energy Storage Systems	C	2	2	3		40	60	7	
CH4255	Renewable Energy	E	2	2	3		40	60	8	3
CH4651	Combustion Technology	E	2	2	3		40	60	8	

Minors

Students following the Chemical and Process Engineering program can obtain minors in by fulfilling following subject requirements.

Minor in English Literature

Code	Module Name	Category	Hours/ Week		Credits		Evaluation		Semester	Credits required
			Lecture	Lab/Tute	GPA	NGPA	CA%	WE%		
EL2410	Introduction to Literary Criticism	E	3		3.0		100		3	3
EL2420	Introduction to Poetry and Drama	E	3		3.0		100		4	9
EL3410	Contemporary South Asian Writing	E	3		3.0		100		5	
EL4410	Literature and Translation	E	3		3.0		100		7	
EL4420	Science Fiction: Cyborgs and Dystopia	E	3		3.0		100		8	
Total										12

Minor in English for Academic and Professional Purposes

Code	Module Name	Category	Hours/ Week		Credits		Evaluation		Semester	Credits required
			Lecture	Lab/Tute	GPA	NGPA	CA%	WE%		
EL2510	Academic Writing for Engineering Studies	E	3		3.0		100		3	12
EL2520	Technical Report Writing for Engineering Studies	E	3		3.0		100		4	
EL3510	Professional Communication for Engineering Contexts	E	3		3.0		100		5	
EL4510	Research Communication for Engineering Studies	E	3		3.0		100		7	
EL4520	Journalism and Journalistic Writing	E	3		3.0		100		8	
Total										12

Minor in Mathematics

Code	Module Name	Category	Hours/ Week		Credits		Evaluation		Semester	Credits required
			Lecture	Lab/Tute	GPA	NGPA	CA%	WE%		
MA2014	Differential Equations	C	2		2.0		30	70	3	2
MA2024	Calculus	C	2		2.0		30	70	3,5	2
MA2034	Linear Algebra	C	2		2.0		30	70	3,4	2
MA3014	Applied Statistics	C	2		2.0		30	70	3,4,5	2
MA3024	Numerical Methods	C	2		2.0		30	70	3,4,5	2
Electives for Statistics Minor										
MA4014	Linear Models and Multivariate Statistics	E	3		3.0		30	70	7,8	3
MA4090	Mathematical Statistics	E	3		3.0		30	70	7,8	
MA4034	Time Series and Stochastic Process	E	3		3.0		30	70	7,8	
MA4000	Experimental Design and Quality Control	E	3		3.0		30	70	7,8	
Electives for Mathematics Minor										
MA4110	Finite Element Analysis	E	3		3.0		30	70	7,8	3
MA4120	Advanced Differential Equations	E	3		3.0		30	70	7,8	
MA4130	Optimization	E	3		3.0		30	70	7,8	
MA4144	Neural Networks and Fuzzy Logic	E	3		3.0		30	70	7,8	
MA4150	Financial Mathematics	E	3		3.0		30	70	7,8	
MA4160	Advanced Operational Research	E	3		3.0		30	70	7,8	
MA4210	Mathematical Analysis and Special Functions	E	3		3.0		30	70	7,8	
MA4220	Topics in Algebra and Topology	E	3		3.0		30	70	7,8	
MA4230	Number Theory and Cryptography	E	3		3.0		30	70	7,8	
MA4240	Mathematical Methods in Theoretical Physics	E	3		3.0		30	70	7,8	
Total										13

Minor in Mathematics: A minor in mathematics is awarded if a student meets the following minimum requirements:

- MA2014, MA2024, MA2034, MA3014 and MA3024
- For the minor in Statistics (At least one module from MA40xx)
- For the minor in Mathematics (At least one module from MA41xx or MA42xx)

Minor in Entrepreneurship

Code	Module Name	Category	Hours/ Week		Credits		Evaluation		Semester	Credits required
			Lecture	Lab/Tute	GPA	NGPA	CA %	WE%		
MN2020	Entrepreneurship Theory	C	3		3.0		50	50	2	3
MN3021	Entrepreneurship Business Basics	C	3		3.0		50	50	4	3
MN3011	Multidisciplinary Design, Innovation and Venture Creation	C	2		2.0		50	50	5	2
MN4011	Business Plan Development	C	2		2.0		40	60	8	2
MN3053	Industrial Management and Marketing	E	3		3.0		30	70	5	2
MN3043	Business Economics and Financial Accounting	E	3		3.0		30	70	5	
MN4023	Engineering Economics	E	2		2.0		30	70	7	
MN4093	Management Skills Development	E	2		2.0		30	70	8	
Total										12

Minor in Pattern Recognition

Code	Module Name	Category	Hours/ Week		Credits		Evaluation		Semester	Credits required
			Lecture	Lab/Tute	GPA	NGPA	CA %	WE %		
EN3150	Pattern Recognition	C	2	2	3.0		70	30	5	6
EN3330	Introduction to Engineering Optimization	C	2	2	3.0		70	30	6	
EN4640	Statistical Signal Processing	E	2	2	3.0		60	40	7	6
EN4554	Deep Learning for Vision	E	2	2	3.0		60	40	7	
EN4574	Advanced Pattern Recognition	E	2	2	3.0		60	40	8	
EN4730	Convex Engineering Design	E	2	2	3.0		70	30	8	
EN4470	Probabilistic System Analysis	E	2	2	3.0		60	40	8	
Total										12

Faculty Electives

Semester 2							
Code	Module Name	Hours/Week		Credits		Evaluation	
		Lecture	Lab/Tute	GPA	NGPA	CA%	WE%
CS2813	Visual Programming	1	2	2.0	-	40	60
CS2843	Computer Systems	2	2	3.0	-	40	60
EN1055	Introduction to Telecommunications	2		2.0	-	40	60
EN1803	Basic Electronics for Engineering Applications	2	2	3.0	-	40	60
ME1803	Introduction to Manufacturing Processes	2	2	3.0	-	40	60
MN2020	Entrepreneurship Theory	3		3.0	-	50	50

Semester 3							
Code	Module Name	Hours/Week		Credits		Evaluation	
		Lecture	Lab/Tute	GPA	NGPA	CA%	WE%
CE2830	Road Safety and User Behaviour	2	2	3.0	-	50	50
CS2813	Visual Programming	1	2	2.0	-	60	40
ER2631	Elementary Gemmology	3/2	2/2	2.0	-	30	70
ER2210	Subsurface Ventilation	2	0	2.0	-	30	70
EE2804	Applied Electricity	2	2	3.0	-	40	60
EN1803	Basic Electronics for Engineering Applications	2	2	3.0	-	40	60
ME1803	Introduction to Manufacturing Processes	2	2	3.0	-	40	60
ME1823	Fundamentals of Engineering Thermodynamics and Applications	5/2	2/2	3.0	-	30	70
LT2030	Operations Engineering	4/2	4/2	3.0	-	40	60
LT2050	Principles of Supply Chain Engineering	4/2	4/2	3.0	-	40	60
MA2014	Differential Equations	2	-	2.0	-	30	70
MA2024	Calculus	2	-	2.0	-	30	70
MA2034	Linear Algebra	2	-	2.0	-	30	70
MA3014	Applied Statistics	2	-	2.0	-	30	70
MA3024	Numerical Methods	2	-	2.0	-	30	70
EL2410	Introduction to Literary Criticism	3	-	3.0	-	100	-
EL2510	Academic Writing for Engineering Studies	3	-	3.0	-	100	-

Semester 4							
Code	Module Name	Hours/Week		Credits		Evaluation	
		Lecture	Lab/Tute	GPA	NGPA	CA%	WE%
BM2860	Biomedical Engineering and Applications	2	2	3.0	-	40	60
CS2833	Modular Software Development	2	2	3.0	-	50	50
CS2023	Data Structures and Algorithms	2	2	3.0	-	40	60
CS3033	Computer Networks	2	2	3.0	-	40	60
EN2853	Embedded Systems and Applications	2	2	3.0	-	60	40
EN2860	Electronic Instrumentation and Signal Processing	2	2	3.0	-	40	60
ME2851	Fundamentals of Machine Elements Design	2	2	3.0	-	30	70
ME1823	Fundamentals of Engineering Thermodynamics and Applications	5/2	2/2	3.0	-	30	70
LT2110	Transport Demand Modelling and Simulation	4/2	4/2	3.0	-	40	60
MA2034	Linear Algebra	2	-	2.0	-	30	70
MA2054	Graph Theory	2	-	2.0	-	30	70
MA3014	Applied Statistics	2	-	2.0	-	30	70
MA3024	Numerical Methods	2	-	2.0	-	30	70
MN3021	Entrepreneurship Business Basics	3	-	3.0	-	50	50
EL2420	Introduction to Poetry and Drama	3	-	3.0	-	100	
EL2520	Technical Report Writing for Engineering Studies	3	-	3.0	-	100	

Semester 5							
Code	Module Name	Hours/Week		Credits		Evaluation	
		Lecture	Lab/Tute	GPA	NGPA	CA%	WE%
CS3033	Computer Networks	2	2	3.0	-	40	60
CS3413	Advanced Networking	2	2	3.0	-	40	60
ER3420	Petroleum Engineering Upstream Processes	3	0	3.0	-	40	60
EN3021	Digital Systems Design	2	2	3.0	-	50	50
EN3150	Pattern Recognition	2	2	3.0	-	70	30
EN3230	Wireless Networks	2	2	3.0	-	50	50
EN3251	Internet of Things	2	2	3.0	-	100	0
EN3563	Robotics	2	2	3.0	-	50	50
TE3220	Analytics for Manufacturing and Servicing Businesses	5/2	2/2	3.0	-	70	30
MA2024	Calculus	2	-	2.0	-	30	70
MA3014	Applied Statistics	2	-	2.0	-	30	70
MA3024	Numerical Methods	2	-	2.0	-	30	70
MA3030	Operational Research	2	-	2.0	-	30	70
MN3011	Multidisciplinary Design, Innovation and Venture Creation	2	-	2.0	-	50	50
MN3053	Industrial Management and Marketing	3	-	3.0	-	30	70
MN3043	Business Economics and Financial Accounting	3	-	3.0	-	30	70
EL3410	Contemporary South Asian Writing	3	-	3.0	-	100	-
EL3510	Professional Communication for Engineering Contexts	3	-	3.0	-	100	-

Semester 6							
Code	Module Name	Hours/Week		Credits		Evaluation	
		Lecture	Lab/Tute	GPA	NGPA	CA%	WE%
EN3330	Introduction to Engineering Optimization	2	2	3.0		70	30

Semester 7							
Code	Module Name	Hours/Week		Credits		Evaluation	
		Lecture	Lab/Tute	GPA	NGPA	CA%	WE%
BM4152	Biosignal Processing	2	2	3.0		70	30
BM4302	Medical Image Processing	2	2	3.0		70	30
BM4322	Genomic Signal Processing	2	2	3.0		50	50
CE4581	Intelligent Transportation Systems	2	1	3.0		40	60
CE4611	Sustainable design and whole lifecycle	3	0	3.0		100	0
CE4571	Operations Research for Infrastructure Systems	2	1	3.0		40	60
CH4140	Biotechnology	2	2	3.0		40	60
CH4235	Polymer Processing Operations	2	2	3.0		30	70
CH3720	Waste to Energy	2	2	3.0		40	60
CH4440	Petrochemical Process Operations	2	2	3.0		30	70
CH3253	Environmental Bioengineering	2	2	3.0		30	70
CS3121	Introduction to Data Science	2	2	3.0		40	60
CS3203	Software Engineering Project	1	4	3.0		100	
CS3501	Data Science & Engineering Project	1	4	3.0		100	
ER4730	Sustainable Consumption of Earth Resources	2	2	3.0		60	40
EE4715	Nuclear Power and Engineering Applications	2	2	3.0		40	60
EN4470	Probabilistic System Analysis	2	2	3.0		60	40
EN4554	Deep Learning for Vision	2	2	3.0		60	40
EN4640	Statistical Signal Processing	2	2	3.0		60	40
EN4594	Autonomous Systems	2	2	3.0		50	50
MT4281	Surface Engineering and Tribiology	5/2	1	3.0		40	60
MT4810	Continuum Scale Numerical Simulation of Material Systems	5/2	1	3.0		40	60
TE4290	Production Planning & Control	5/2	2/2	3.0		40	60
TE4230	Textile Composites	5/2	2/2	3.0		30	70
LT4020	Project Management and Appraisal	4/2	4/2	3.0		40	60
MA4014	Linear Models and Multivariate Statistics	3		3.0		30	70
MA4090	Mathematical Statistics	3		3.0		30	70
MA4034	Time Series and Stochastic Process	3		3.0		30	70
MA4000	Experimental Design and Quality Control	3		3.0		30	70

Semester 7 (continued)							
Code	Module Name	Hours/Week		Credits		Evaluation	
		Lecture	Lab/Tute	GPA	NGPA	CA%	WE%
MA4110	Finite Element Analysis	3		3.0		30	70
MA4120	Advanced Differential Equations	3		3.0		30	70
MA4130	Optimization	3		3.0		30	70
MA4144	Neural Networks and Fuzzy Logic	3		3.0		30	70
MA4150	Financial Mathematics	3		3.0		30	70
MA4160	Advanced Operational Research	3		3.0		30	70
MA4210	Mathematical Analysis and Special Functions	3		3.0		30	70
MA4220	Topics in Algebra and Topology	3		3.0		30	70
MA4230	Number Theory and Cryptography	3		3.0		30	70
MA4240	Mathematical Methods in Theoretical Physics	3		3.0		30	70
MN4023	Engineering Economics	2		2.0		30	70
EL4410	Literature and Translation	3		3.0		100	
EL4510	Research Communication for Engineering Studies	3		3.0		100	

Semester 8							
Code	Module Name	Hours/Week		Credits		Evaluation	
		Lecture	Lab/ Tute	GPA	NGPA	CA%	WE%
CE4621	Engineering Response to Climate Change	3	0	3.0		100	
CS3121	Introduction to Data Science	2	2	3.0		40	60
CS3203	Software Engineering Project	1	4	3.0		100	
CS3501	Data Science & Engineering Project	1	4	3.0		100	
ER4740	Remote Sensing and GIS for Engineers	2	2	3.0		30	70
EE3064	Energy Systems	2	2	3.0		40	60
EE4380	Reliability Evaluation of Engineering Systems	2	2	3.0		40	60
EE4410	Electrical Services for Buildings	2	2	3.0		40	60
EN4574	Advanced Pattern Recognition	2	2	3.0		60	40
EN4650	Computer Systems Architecture	2	2	3.0		70	30
EN4730	Convex Engineering Design	2	2	3.0		70	30
MT4420	Energy Materials	5/2	1	3.0		40	60
MT4774	Paint Technology	5/2	1	3.0		40	60
ME2860	Automotive Technology	5/2	2/2	3.0		40	60
TE4330	Smart and Functional Textiles	5/2	2/2	3.0		40	60
MA4014	Linear Models and Multivariate Statistics	3		3.0		30	70
MA4090	Mathematical Statistics	3		3.0		30	70
MA4034	Time Series and Stochastic Process	3		3.0		30	70
MA4000	Experimental Design and Quality Control	3		3.0		30	70
MA4110	Finite Element Analysis	3		3.0		30	70
MA4120	Advanced Differential Equations	3		3.0		30	70
MA4130	Optimization	3		3.0		30	70
MA4144	Neural Networks and Fuzzy Logic	3		3.0		30	70
MA4150	Financial Mathematics	3		3.0		30	70
MA4160	Advanced Operational Research	3		3.0		30	70
MA4210	Mathematical Analysis and Special Functions	3		3.0		30	70
MA4220	Topics in Algebra and Topology	3		3.0		30	70
MA4230	Number Theory and Cryptography	3		3.0		30	70
MA4240	Mathematical Methods in Theoretical Physics	3		3.0		30	70
MN4011	Business Plan Development	2		2.0		40	60
MN4093	Management Skills Development	2		2.0		30	70
EL4420	Science Fiction: Cyborgs and Dystopia	3		3.0		100	
EL4520	Journalism and Journalistic Writing	3		3.0		100	

Humanities Subjects

Semester 2										
Code	Module Name	Category	Hours/ Week		Credits		Norm		Evaluation	
			Lecture	Lab/Tute	GPA	NGPA	GPA	NGPA	CA%	WE%
HM2480	History and Development of Engineering	E	2		2.0				100	
HM2450	Introduction to Psychology	E	2		2.0				100	
HM2510	Sri Lankan Built Heritage	E	2		2.0				100	
HM2610	Nutrition and Health	E	2		2.0				100	
HM2620	Food and Nutrition	E	2		2.0				100	
HM2630	Photography	E	2		2.0				100	
HM2640	Photography as an Art	E		4	2.0				100	
HM2710	Astronomy and Cosmology	E	2		2.0				100	
HM2430	Human Rights	E	2		2.0				100	
HM2410	Responsible Citizenship	E	2		2.0				100	
HM2330	Yoga Practice	E		4	2.0				100	
HM2010	Sinhala as a Second Language	E	2		2.0				100	
HM2020	Tamil as a Second Language	E	2		2.0				100	
HM2110	Effective Communication	E	2		2.0				100	
HM2210	Creative Writing	E	2		2.0				100	
Total					30.0	0.0	0.0	0.0		

Semester 4										
Code	Module Name	Category	Hours/ Week		Credits		Norm		Evaluation	
			Lecture	Lab/Tute	GPA	NGPA	GPA	NGPA	CA%	WE%
HM2310	Meditation	E	2		2.0				100	
HM2610	Nutrition and Health	E	2		2.0				100	
HM2460	Public Administration	E	2		2.0				100	
HM2670	Video Production	E		4	2.0				100	
HM2520	Intangible Heritage of Sri Lanka	E	2		2.0				100	
HM2350	Western Classical Music	E		4	2.0				100	
HM2470	Life skills for Engineers	E		4	2.0				100	
HM2660	Digital Photography	E		1	2.0				100	
HM2010	Sinhala as a Second Language	E	2		2.0				100	
HM2030	Japanese as a Foreign Language	E	2		2.0				100	
HM2040	Chinese as a Foreign Language	E	2		2.0				100	
Total					30.0	0.0	0.0	0.0		

Modules

Semester I

Semester	Code	Module Title	Credits	C/E/O	GPA / NGPA
1	CE1023	Fluid Mechanics	2.0	C	GPA
Hours/Week		Prerequisites / Corequisites	Evaluation %		
Lecture	Lab/Tutes		CA	WE	
2	2/4	None	20	80	
Learning Outcomes					
After completing this module, students should be able to, <ul style="list-style-type: none">• define the properties of fluids and describe the significance of such properties in applications in engineering practice,• determine hydrostatic forces on submerged surfaces/ bodies and assess the conditions for equilibrium and stability such surfaces/bodies in applications in engineering practice, and• apply the concepts of conservation of mass, energy and momentum of fluids and determine the velocities, pressures, flow rates, forces, etc., in applications in engineering practice.					
Syllabus Outline					
1. Introduction: applications in fluid mechanics 2. Characteristics/ Properties of Fluids 3. Fluid Statics 4. Fluids in Motion 5. Introduction to Hydraulic machinery					

Semester	Code	Module Title	Credits	C/E/O	GPA / NGPA
1	CS1033	Programming Fundamentals	3.0	C	GPA
Hours/Week		Prerequisites / Corequisites	Evaluation %		
Lecture	Lab/Tutes		CA	WE	
2	2	None	20	80	
Learning Outcomes					
After completing this module, students should be able to <ul style="list-style-type: none">• Device algorithms to solve simple computational problems• Develop programs from algorithms using a high-level programming language (e.g., Python)• Develop programs for simple control applications using embedded hardware platforms					
Syllabus Outline					
<ul style="list-style-type: none">• Introduction to Computing• Python: Introduction, Operators, Expressions• Python: Selection Control Structures• Python: Loop Control Structures SP• Python: Lists• Python: Functions• Data Representation• Problem Solving I• Problem Solving II• Problem Solving III• Computer System & Hardware I• Computer System & Hardware II					

Semester	Code	Module Title	Credits	C/E/O	GPA / NGPA
1	EE1040	Electrical Fundamentals	2.0	C	GPA
Hours/Week		Prerequisites / Corequisites	Evaluation %		
Lecture	Lab/Tutes		CA	WE	
2	2/4	None	20	80	
Learning Outcomes					
After completing this module, the student should be able to; <ul style="list-style-type: none"> • Describe the practical aspects of basic circuit elements. • Analyze ac circuits using series/parallel simplifications, voltage/current division rules. • Solve three-phase balanced circuits in terms of line quantities and power. • Draw up a complete wiring circuit and appreciate the importance of different protecting and safety devices 					
Syllabus Outline					
1. Overview of Electrical Engineering 2. Basic Circuit Elements Physical characteristics of linear circuit elements (resistors, inductors and capacitors), voltage-current relationships, voltage sources, solutions of resistive circuits using Kirchhoff's laws. 3. AC Theory Sinusoidal waveform, waveform parameters, phasor representation, complex representation, impedance, admittance, complex power and energy, power factor, series/parallel simplifications, voltage/current division rules, AC circuit calculations. 4. Three Phase Balanced Circuits Definition of balanced three phase systems, circuit diagrams, delta-star connection and transformation, per-phase equivalent circuit, power factor correction. 5. Circuit Protection and Basic Electrical Safety Basic components of a domestic electrical system, overcurrent/short circuit protection, earth leakage protection, devices, case studies					

Semester	Code	Module Title	Credits	C/E/O	GPA / NGPA
1	MA1014	Mathematics	3.0	C	GPA
Hours/Week		Prerequisites / Corequisites	Evaluation %		
Lecture	Lab/Tutes		CA	WE	
5/2	1	None	20	80	
Learning Outcomes					
After the successful completion of this course, students should be able to					
<ul style="list-style-type: none"> Identify basic operations and functions of complex variables, explore 3D geometry using vectors and solve basic eigenvalue problems for matrices. Use real functions of one real variable up to power series. Solve Differential Equations up to second order linear with non-constant coefficients 					
Syllabus Outline					
<p>Algebra</p> <ul style="list-style-type: none"> Complex Numbers: Euler's Identity, complex valued functions and branches. Vectors: vector algebra, vector product, scalar product, scalar triple product, vector triple product, equations of line and plane, vector norms Matrices: transpose, adjoint, determinant, inverse and trace of a matrix, system of equations, Cramer's rule, Gaussian elimination, echelon forms, rank, eigen values and eigen vectors, diagonalization, matrix norms. <p>Real Analysis</p> <ul style="list-style-type: none"> Sets and Inequalities: Introduction to quantifiers and sets, real number system, inequalities, supremum and infimum, completeness axioms. Functions, Limits and Differentiability: relations, functions and their inverses, limit of a function, continuity, differentiability Basic Theorems: Intermediate value theorem, extremum value theorem, Rolle's theorem, mean value theorem, L' Hopital's rule. Sequences and Series: Convergence of sequences and series, monotone convergence theorem. <p>Power series, Taylor's series.</p> <p>Integration and ODE</p> <ul style="list-style-type: none"> Riemann integration: integral as an area, First and second fundamental theorems of calculus, Leibniz rule, Integrability of a continuous function, Integration by parts, mean value theorem for integrals, Improper integrals: tests of convergence, gamma function. Ordinary differential equations: classification of ODEs (Linear and non-linear), First order ordinary differential equations: variable separable, homogeneous, linear, Bernoulli Second order linear differential equations: equations with constant coefficients, Wronskian method 					

Semester	Code	Module Title	Credits	C/E/O	GPA / NGPA
1	ME1033	Mechanics	2.0	C	GPA
Hours/Week		Prerequisites / Corequisites	Evaluation %		
Lecture	Lab/Tutes		CA	WE	
2	2/4	None	20	80	
Learning Outcomes					
<p>Upon completing this course, the students should be able to:</p> <ul style="list-style-type: none"> • Calculate sectional properties of plane areas, • Calculate internal forces in beams, • Identify statically determinate / indeterminate trusses, their stability and determine forces in truss members. • After completing this part (Dynamics) of the module, the students should be able to: • Analyse the geometry of motion of particles, rigid bodies and 2D linkages, • Determine forces and energy associated in particles and rigid bodies in motion, • Analyse natural vibrations of damped, single degree of freedom systems. 					
Syllabus Outline					
<p>Statics</p> <ul style="list-style-type: none"> • Properties of plane areas • Internal forces (BMD & SFD) • Principle of superposition • Determination of forces in assemblies of rigid bodies <p>Dynamics</p> <ul style="list-style-type: none"> • Fundamentals of Dynamics • Kinematics of particles (rectilinear and curvilinear motion, relative motion, general motion in 2D) and rigid bodies (relative motion between two points in a rigid body, velocities in 2D link mechanisms, instantaneous centre of rotation method, introduction to acceleration) • Kinetics of particles and rigid bodies (force, torque, work, energy and power, linear momentum, angular momentum) • Mechanical Vibrations • Free vibrations (undamped and damped) of single degree of freedom systems. 					

Semester	Code	Module Title	Credits	C/E/O	GPA / NGPA
1	MT1023	Properties of Materials	2.0	C	GPA
Hours/Week		Prerequisites / Corequisites	Evaluation %		
Lecture	Lab/Tutes		CA		WE
2	2/4	None	20	80	
Learning Outcomes					
At the completion of this module, students should be able to; <ul style="list-style-type: none">Recognize the structure of metals, polymers and ceramicsIdentify the relationships between the structure of materials, their properties and applicationsAssess the properties of engineering materials					
Syllabus Outline					
<ul style="list-style-type: none">Introduction to engineering materialsStructure of atoms, atomic theories, atomic bonding in materialsCrystal structures and defectsIntroduction to nanomaterialsMechanical properties of materialsElectrical properties of materialsDegradation of MaterialsFunctional Materials and their applicationsBasic materials selection					

Semester	Code	Module Title	Credits	C/E/O	GPA / NGPA
1,2	EL1030	Language Skills Enhancement	2.0	C	GPA
Hours/Week		Prerequisites / Corequisites	Evaluation %		
Lecture	Lab/Tutes		CA	WE	
	2	None	100	0	
Learning Outcomes					
At the completion of this module students should be able to:					
<ul style="list-style-type: none">• Demonstrate having achieved the competencies for listening, speaking, reading and writing (UTEL bands 6, 7 and 8 respectively)					
Syllabus Outline					
<ul style="list-style-type: none">• Listening comprehension: spoken texts and dialogues• Speaking on given topics.• Asking questions and responding to questions.• Reading comprehension• Summarising and synthesising• Describing objects, mechanisms and processes• Discussion/ writing activities• Describing data and graphical information• Functional grammar					

Semester II

Semester	Code	Module Title		C/E/O	GPA / NGPA
2	CH1051	Engineering Thermodynamics		C	GPA
Hours/Week		Credits	Prerequisites / Corequisites	Evaluation %	
Lecture	Lab/Tutes			CA	WE
2	2	3.0	None	40	60
Learning Outcomes					
<p>On successful completion of this module, students are able to:</p> <ul style="list-style-type: none"> • LO1: <i>Understand</i> the basic concepts in thermodynamics. • LO2: <i>Recognize</i> the applicability of Laws of thermodynamics in process industry. • LO3: <i>Analyse</i> flow processes and nonflow processes. • LO4: <i>Explain</i> the P-v-T behaviour of real and ideal gases. • LO5: <i>Describe</i> different forms of energy and the limitations of the world's energy resources. • LO6: <i>Apply</i> Laws of thermodynamics for cyclic processes and liquefaction processes. 					
Syllabus Outline					
<p>Basic concepts in Thermodynamics Scope and limitations of thermodynamics, Systems and processes, State and properties, Phase rule, Zeroth Law, Heat reservoirs and Heat engines, Different flow patterns</p> <p>First Law of Thermodynamics Moving boundary, General energy balance relation, Specific heats, Relations for the internal energy and enthalpy of ideal gases; General conservation of mass relation for control volumes, Flow work and the energy of fluid streams</p> <p>P-v-T behaviour Various property diagrams and P-v-T surfaces of pure substances, Property tables, Ideal-gas equation of state, Compressibility factor, Deviation of real gases from ideal-gas behaviour: van der Waals, Beattie-Bridgeman, and Benedict-Webb-Rubin equations</p> <p>Second laws of Thermodynamics Various statements of the second law, Perpetual motion machines and the thermodynamic temperature scale, Clausius inequality and the basis for the definition of entropy, Increase of entropy principle, Isentropic processes, Steady flow work</p> <p>Applications of the Laws of Thermodynamics Energy: Concept of energy, Reversible work, Energy destruction, Second-law efficiency, Exergy balance Flow processes: Continuity and energy equations, Flow in pipes, nozzles, ejectors, and compressors Refrigeration: Refrigerators and heat pumps, Reversed Carnot cycle, Vapor-compression refrigeration cycle, Introduction to gas refrigeration cycles Liquefaction processes: Vaporization of liquid, Free expansion, Isentropic expansion Steam power plants: Carnot vapor cycle, Rankine cycle and applications Internal combustion engine: Carnot cycle, Air standard assumptions, Reciprocating engines, Auto cycle, Diesel cycle Gas-turbine power plants: Brayton Cycle</p>					

Semester	Code	Module Title		C/E/O	GPA / NGPA
2	CH1044	Fluid Dynamics		C	GPA
Hours/Week		Credits	Prerequisites / Corequisites	Evaluation %	
Lecture	Lab/Tutes			CA	WE
3	2	4.0	CE1023	40	60
Learning Outcomes					
After completing this module, the students should be able to, <ul style="list-style-type: none"> • LO1: <i>Understand</i> the general concepts of momentum transport. • LO2: <i>Recognize</i> different flow patterns and analyze their applications. • LO3: <i>Use</i> integral analysis and differential analysis techniques to analyze fluid flow. • LO4: <i>Apply</i> dimensional analysis and conservation laws in solving problems in fluid flow. • LO5: <i>Design</i> basic fluid flow systems in process industry. 					
Syllabus Outline					
General concepts of momentum transport Viscosity, Mechanisms of momentum transport: molecular momentum transport and convective momentum transport, Analogy of mass, momentum and energy transport, Conservation Laws: continuity equation, momentum equation and energy Equation.					
Different flow patterns Laminar and Turbulent behaviour of fluid flow, Flow of a falling film, Flow through an annulus, Flow between parallel plates, Rotational viscometers, Power transmission between parallel discs, Creeping flow, Fully developed pipe flow, Pressure drop and head loss, Effect of gravity on velocity and flow rate, Newtonian and Non-Newtonian flow in pipes, Roughness of the walls of the pipe, Boundary layer and the viscous sub layer, Eddy viscosity, Moody diagram, Reynolds stress, Prandtl's mixing length theory, Velocity distribution in turbulent flow.					
Differential analysis of fluid flow Differential equations of fluid motion: continuity equation, Euler's Equation and Navier Stokes Equation, Stream function, Boundary layer approximation, Boundary layer thickness, Momentum integral equation, Laminar and turbulent boundary layers, Boundary layers with pressure gradients, Friction and pressure drag.					
Dimensional analysis and application of conservation laws Dimensions, units, Dimensional homogeneity, Dimensional analysis and similarity, Buckingham pi theorem, Pump scaling laws, Pump types, Fundamental parameters in analysing pumps, Pump performance curves and Matching a pump to a piping system, Pump cavitation and Net positive suction head, Minor losses, Series and parallel pipes, Piping systems with pumps and turbines, Flow rate and velocity measurements, Mixing and agitation.					
Compressible fluid flow Compressibility, Mach number, Stagnation properties, One dimensional isentropic flow, Isentropic flow through nozzles, Normal shock waves, Duct flow with heat transfer and negligible friction, Adiabatic duct flow with friction.					

Semester	Code	Module Title		C/E/O	GPA / NGPA
2	CH1061	Chemical and Bioprocess Engineering Principles		C	GPA
Hours/Week		Credits	Prerequisites / Corequisites	Evaluation %	
Lecture	Lab/Tutes			CA	WE
3	2	4.0	None	40	60
Learning Outcomes					
<p>After completing this module, the students should be able to,</p> <ul style="list-style-type: none"> • LO1: <i>Understand</i> the evolution of chemical and bioengineering • LO2: <i>Select</i> unit operations necessary for a given process • LO3: <i>Identify</i> resources required for a process based on internal and external constraints • LO4: <i>Perform</i> material balance and energy balance calculations for a given system • LO5: <i>Estimate</i> resource requirements and process parameters using material and energy balance • LO6: <i>Explain</i> the importance of the steps associated with the process scaling up applying to the chemical and process industry • LO7: <i>Develop</i> a process flow sheet 					
Syllabus Outline					
<p>Introduction to Chemical Engineering Introduction to Bioprocess engineering Natural resources Sources of materials; materials from geosphere, hydrosphere atmosphere and biosphere; Sources of energy- renewable and non-renewable Process Development Concept of process development, design constraints, steps involved in process design. Unit Operations Definitions and applications of different unit operations and processes. Flow sheeting types of process plant design diagrams, instrument and equipment identification, computer aided flow sheeting Material Balance Balances for non-reacting systems and reacting systems with single and multiple reactions. Energy Balance Balances for non-reacting systems and reacting systems with single and multiple reactions. Transport phenomena Transport of mass, heat, and momentum Utilities and instrumentation Steam production and distribution, types of boilers, cooling water and tower, air compressors, positive displacement and dynamic pumps, types of valves, pipes, and piping</p>					

Semester	Code	Module Title		C/E/O	GPA / NGPA
2	CH1071	Chemistry and Green Chemistry for Process Engineers		C	GPA
Hours/Week		Credits	Prerequisites / Corequisites	Evaluation %	
Lecture	Lab/Tutes			CA	WE
2	2	3.0	None	40	60
Learning Outcomes					
After completing this module, the students should be able to; <ul style="list-style-type: none"> • LO1: <i>Acquire</i> the knowledge on intermolecular interactions and properties of matter and solutions, and use it to understand various chemical engineering processes • LO2: <i>Discuss</i> the phase equilibria, chemical equilibria and acid-base equilibria and apply the knowledge in industrial applications • LO3: <i>Apply</i> principles of electrochemistry to evaluate the interaction between electrical energy and charged chemical species • LO4: <i>Distinguish</i> different organic reaction mechanisms and apply natural product chemistry in related industrial applications • LO5: <i>Select</i> the most suitable polymerization mechanism and process and use them in designing the polymer manufacturing process • LO6: <i>Apply</i> analytical chemistry knowledge in quantitative and qualitative analysis of chemical compounds and evaluate chemical changes • LO7: <i>Acquire</i> the basic knowledge in green chemistry and practice it in good manufacturing processes 					
Syllabus Outline					
Properties of Matter Intermolecular and intramolecular interactions, Effect of molecular interactions on properties of solids, Liquids and gases, Properties of gases, Gas laws Phase Equilibria Definitions of phase, Component and degrees of freedom, Phase rule and its derivations, Definition of phase diagram, Phase equilibria for one component system, Liquid vapor equilibrium for two component systems, Three component systems Properties of Solutions Solubility and dissociation process, Saturated solutions and solubility, Factors affecting solubility, Solubility product constant, Colligative properties, Mixtures and Colloids Chemical Equilibria Equilibrium constants and their quantitative dependence on temperature, pressure and concentration, Relations of various equilibrium constants, Relationship between chemical kinetics and chemical equilibrium, Factors affecting chemical equilibrium Acid-Base Equilibria Strengths of acids and bases (elementary idea), Ionization of weak acids and weak bases in aqueous solution, Ionization constants, Ionic product of water Electrochemistry Quantitative aspects of Faraday's laws of electrolysis, rules of oxidation/reduction of ions based on half-cell potentials, Chemical cells, reversible and irreversible cells with examples, Electromotive force of a cell and its measurement, Nernst equation; Standard electrode (reduction) potential Applied Organic Chemistry and Reaction Mechanisms Introduction to types of organic reactions and their mechanism: Addition, Elimination, Substitution and Rearrangement reactions, The use of organic chemistry and reaction mechanisms in industrial applications Polymerization Reactions Free-radical polymerization, Cationic polymerization, Anionic polymerization, Condensation polymerization, Ring-opening polymerization, Coordination polymerization Polymerization Processes Bulk polymerization, Solution polymerization, Suspension polymerization and Emulsion polymerization Analytical Chemistry: Quantitative and qualitative analysis, Analytical separations, and Chromatographic techniques: Principles and efficiency of the technique, GC, HPLC, Introduction to spectrometric methods: IR spectroscopy, UV Visible spectroscopy, Atomic absorption spectroscopy, NMR spectroscopy, Mass spectrometry Natural Products and Industrial Applications Classification of natural products based on the chemical structure, manufacturing process and their applications Computational Chemistry Molecular mechanics and force fields, Molecular docking, and simulations Introduction to Green Chemistry Introduction to green chemistry, Driving factors of green chemistry, 25 Years of progress, The future of green chemistry, Basic principles of green chemistry					

Semester III

Semester	Code	Module Title		C/E/O	GPA / NGPA
3	CH2631	Chemical Thermodynamics		C	GPA
Hours/Week		Credits	Prerequisites / Corequisites	Evaluation %	
Lecture	Lab/Tutes			CA	WE
2	2	3.0	CH1051	40	60
Learning Outcomes					
After completing this module, students should be able to, <ul style="list-style-type: none"> • LO1: <i>Understand</i> the chemical thermodynamic processes and find the feasibility of such processes. • LO2: <i>Apply</i> the laws of thermodynamics to solve the problems related to chemical changes. • LO3: <i>Determine</i> the heat exchange in chemical reactions. • LO4: <i>Analyze</i> the thermodynamic properties of pure fluids and solutions. • LO5: <i>Derive</i> the relationships of thermodynamic parameters for given applications. • LO6: <i>Apply</i> the thermodynamic concepts to understand and evaluate the phase equilibria and chemical reaction equilibria. 					
Syllabus Outline					
Basic concepts in chemical thermodynamics Thermodynamic processes involve in chemical changes: phase transitions, chemical reactions, dissolution, Basic definitions of thermodynamic properties based on chemical processes. Determination of enthalpy changes in chemical reactions: exothermic reactions, endothermic reactions, reversible reactions, Heat changes in dissolution, Phase transitions, Effect of temperature on heat capacity. Interpretation of thermodynamic laws for chemical processes: irreversible processes, reversible processes, thermal equilibrium, mechanical equilibrium, and material equilibrium.					
Thermodynamic properties of pure fluids Classification of thermodynamic properties. Gibbs free energy and Helmholtz free energy for chemical processes. Relationships among thermodynamic properties: Gibbs equations and Maxwell relations, Clausius-Clapeyron Equation. Fugacity, effect of temperature and pressure on fugacity, fugacity of solids and liquids. Activity, effect of pressure and temperature on Activity.					
Thermodynamic properties of solutions Partial molar properties, Chemical potential, Fugacity in solutions, Henry' Law and dilute solutions, Activity in solutions and Activity coefficients, Gibbs-Duhem Equations, Property changes of mixing, Heat effects of mixing.					
Phase equilibria Phase equilibria in single-component and multi-component systems, Phase rule for non-reacting systems, Vapour liquid equilibria, Phase diagram for binary solutions, Non-ideal solutions, Vapour-liquid equilibria, Liquid-liquid equilibrium diagrams.					
Chemical Reaction equilibrium Equilibrium constant and standard free energy change, Effect of temperature and pressure on Equilibrium constant, Other factors affecting equilibrium conversions, Liquid-phase reactions, Heterogeneous reaction equilibria.					

Semester	Code	Module Title		C/E/O	GPA / NGPA
3	CH2015	Heat and Mass Transfer		C	GPA
Hours/Week		Credits	Prerequisites / Corequisites	Evaluation %	
Lecture	Lab/Tutes			CA	WE
3	2	4.0	CH1051, CH1044	40	60
Learning Outcomes					
After completing this module, students should be able to, <ul style="list-style-type: none"> • LO1: <i>Recognize</i> the heat and mass transfer related equipment in the process industry. • LO2: <i>Understand</i> basic principles of heat and mass transfer. • LO3: <i>Analyze</i> heat and mass transfer problems using conservation equations. • LO4: <i>Calculate</i> heat and mass transfer coefficients. • LO5: <i>Understand</i> the concepts related to mass exchanger design. • LO6: <i>Design</i> a heat exchanger for a given duty. 					
Syllabus Outline					
Introduction Momentum, heat, and mass transfer analogies, three modes of heat transfer mechanisms.					
Heat Conduction Derivation of general three-dimensional conduction equation, steady state one dimensional conduction equations for different geometries, thermal resistance concept & its importance, critical thickness of insulation, heat transfer in extended surfaces, one-dimension unsteady state heat conduction, Lumped system analysis, use of transient temperature charts (Heisler's charts).					
Heat Convection Concepts boundary layers, concepts of heat transfer coefficients, application of dimensional analysis for free convection and forced convection, physical significance of dimensionless numbers related to heat convection, use of correlations of free convection and forced convection.					
Heat Transfer with phase changes Types of condensation, Nusselt's theory for laminar condensation on a vertical flat surface, use of correlations for condensation; regimes of pool boiling, pool boiling correlations.					
Thermal Radiation Definitions of various terms and laws used in radiation heat transfer, radiation heat exchange between two parallel infinite black surfaces and two parallel infinite Gray surfaces, effect of radiation shield, radiation heat exchange between two finite surfaces, electrical analogy for Gray body heat exchange, gaseous radiation.					
Design of Heat Exchangers Classification of heat exchangers, overall heat transfer coefficient, fouling, and fouling factor, LMTD, Effectiveness-NTU methods of analysis of heat exchangers.					
Molecular mass transfer Introduction to mass transfer, definitions of various terms used in mass transfer, Fick's Law, differential equation of mass transfer, state and unsteady state molecular diffusion, diffusion through a stagnant gas film, equimolecular counter diffusion, diffusion in liquids, diffusion in solids.					
Convective Mass Transfer Significant parameters in convective mass transfer, convective mass transfer coefficients, application of dimensional analysis to mass transfer, physical significance of dimensionless numbers related to mass transfer, convective mass transfer correlations, Mass transfer between phases, overall mass transfer coefficient.					
Design concepts of Mass Exchangers Principles involving design of mass exchangers, height of packing, number of transfer units, height of transfer units, mass exchanger design procedure, Applications of mass transfer principles in process industry.					

Semester	Code	Module Title		C/E/O	GPA / NGPA
3	CH2160	Bioprocess Engineering and Practices		C	GPA
Hours/Week		Credits	Prerequisites / Corequisites	Evaluation %	
Lecture	Lab/Tutes			CA	WE
2	2	3.0	None	40	60
Learning Outcomes					
<p>After completing this module, the student should be able to,</p> <ul style="list-style-type: none"> • LO1: <i>Discuss</i> the integration of chemical engineering and biotechnology for the synthesis of bioproducts. • LO2: <i>Recognize</i> the principles and applications of bioprocess engineering. • LO3: <i>Identify</i> and analyse parameters critical for process control in biotechnological processes. • LO4: <i>Describe</i> upstream and downstream aspects of industrial bioprocesses. • LO5: <i>Evaluate</i> the important aspects in bioprocess engineering for commercialization of bioproducts and maintaining product safety. • LO6: <i>Demonstrate</i> knowledge on the applicability of bioprocess engineering for developing a sustainable bioeconomy. 					
Syllabus Outline					
<p>Bridge between biotechnology and chemical engineering Integration of biotechnology and chemical engineering to manufacture products, bioresources, chemical engineering approaches for value addition to bioresources, bioprocesses to enhance the sustainability of manufacturing processes.</p> <p>Adopting natural phenomena as applications in bioprocess engineering Process parameters in biological processes, enzymatic reactions for sustainable production, biomimetics: adapting processes, substances, devices, or systems that resemble nature, applications from nature for the food industry</p> <p>Biomolecular composition in valorization of bioresources Describe biomolecular composition of various bioresources, effect of biochemical composition on potential applications and downstream processes, effect of biochemical composition on product quality, understanding computational methods in valorization.</p> <p>Bioprocesses Advantages of bioprocesses over conventional processes, introduction to unit operations and downstream processing in biochemical engineering, brief introduction to bioreactor operation and bioprocess parameters, scale up considerations in bioprocess engineering.</p> <p>Cell cultivation for bioprocesses Microorganisms for bioprocesses, microbial growth requirements for different applications, cell growth measurement in bioprocesses, recent advances in cell cultivation, introduction to microbial growth kinetics</p> <p>Engineering practices in bioprocesses Sterile practices, techniques for microbiologically safe production processes, food-water-energy nexus</p> <p>Biohazards and biosafety in bioprocesses Pathogens and contaminants, discussion with reference to exposures and incidents, biohazards, and pandemics</p> <p>Enzymes in process industry Advantages of enzyme catalysed reactions over chemical catalysts, enzyme synthesis, parameters critical for enzymatic activity</p>					

Semester	Code	Module Title		C/E/O	GPA / NGPA
3	CH2170	Laboratory Practices I		C	GPA
Hours/Week (spread over two semesters)		Credits	Prerequisites / Corequisites	Evaluation %	
Lecture	Lab/Tutes			CA	WE
0	6	3.0	Prerequisites: CH1044, CH1071 Corequisites: CH2160, CH2015	100	0
Learning Outcomes					
After completing this module, the student should be able to:					
<ul style="list-style-type: none"> LO1: <i>Understand</i> the basics of engineering drawing and Draw the orthographic projections of a given mechanical part or assembly. LO2: <i>Recognize</i> suitable software tools for chemical and process engineering applications. LO3: <i>Apply</i> software tools to analyse fluid dynamics and heat & mass transfer applications. LO4: <i>Understand</i> the basic concepts and techniques relevant to fundamentals in chemical and process engineering. LO5: <i>Apply</i> appropriate methods to plot, analyse and present experimental results, and verify principles when applicable. 					
Syllabus Outline					
Laboratory Practices I module covers the practical aspects of fundamentals in Chemical and Process Engineering (CH1044, CH1071, CH2160, and CH2015) and provide introduction to engineering drawing and computer aided learning.					
Engineering Drawing and Computer Aided Learning					
Engineering drawing (Part drawing, assembly drawing -manual); Introduction to engineering drawing and drawing software packages (AutoCAD®/ SOLIDWORKS®).					
Introduction to MATLAB– matrix, loops and arrays, development of script and function files.					
Computational methods for heat and mass transfer: introduction to computational fluid dynamics and development of heat and mass transfer models (1-D model solving by MATLAB®).					
Dynamic behaviour of systems and stability-Linear State Space Models (development of lump model based on CH1044 and CH2015, pressure in distributed gas pipe-model development and simulation by Python)					
Laboratory Experiments (8 Sessions)					
(1) Centrifugal pump demonstration; Flow meter demonstration. (2) Determination of hardness of water. (3) Synthesis of ethyl butanoate. (4) Identification of biomolecules. (5) Isolation and identification of microorganisms					
(6) Determination of outside heat transfer coefficient of circular pipes. (7) Study of analogy between fluid friction and heat transfer/ Demonstration on gas and liquid diffusion. (8) Determination of viscosity index of petroleum oil and proximate analysis of coal.					
Open-ended lab					
Problem-Based Learning method is used in this experimental base project, where students are given the freedom to develop their own laboratory work, instead of merely following the already set guidelines.					

Semester IV

Semester	Code	Module Title		C/E/O	GPA / NGPA
4	CH2151	Particulate Systems		C	GPA
Hours/Week		Credits	Prerequisites / Corequisites	Evaluation %	
Lecture	Lab/Tutes			CA	WE
3	2	4.0	CH1044, CH1061	40	60
Learning Outcomes					
After completing this module, students should be able to: <ul style="list-style-type: none"> • LO1: <i>Derive</i> governing equations for the motion of particle/s in a fluid • LO2: <i>Calculate</i> and analyze size, shape, size distribution of a particle system • LO3: <i>Analyze</i> the flow characteristics of fluid flow in packed beds and fluidized beds and unit design • LO4: <i>Select</i> suitable operation and equipment for the given operation in handling particulate matter • LO5: <i>Design</i> process equipment for handling, generation, and separation of particulate matter • LO6: <i>Describe</i> fundamentals of nanoparticles and investigate its applications in chemical engineering practice 					
Syllabus Outline					
Particle Dynamics The Motion of a Single Particle in an Infinite Extent of Fluid, Equation of motion, Reynold Number, Suspension Settling, Classification of Particles based on terminal settling velocities Particle Statistics Mean diameters, particle shape, Non spherical particles, equivalent diameters, particle size distributions, Particle size Analysis Size reduction, enlargement and Blending of solids Powder technology Powder statics and the design of hoppers Analysis of fire and hazards of powders in industry Flow of fluids through porous solid beds Ergun's equation for, Pressure Drop Across the Bed. Carmen and Kozeny equation, Burke, and Plummer equation. Two Phase Flow Through Porous Solid Beds, Loading and Flooding conditions. Diameter calculation for gas-liquid contact equipment Fluidization Introduction to Fluidization, Minimum Fluidization condition, Pressure drop vs. Fluid velocity relation, Entrainment in fluidized beds, Heat Transfer in fluidized beds, fluidized bed design, Scale up, Spouted Beds, Hydraulic and Pneumatic Conveying Solid Liquid Separation Classification of solid liquid separation equipment, Sedimentation, Design of Thickeners Filtration -Modes of filtration, Equations for filtration rate, Filtration equipment, Filter area calculation. Classification of filters. Membrane separation processes Centrifugation- The basic principle of centrifugation, Classification of Centrifuges, Separation of two immiscible liquids in a centrifuge. Solid-liquid separation in a centrifuge, Maximum stress on the walls of the centrifuge					

Dust and Mist Separation from Gas Streams

Gas cleaning techniques, gravity settling, momentum separators, scrubbers, filters, electrostatic precipitators, magnetic precipitators cyclones, reverse flow cyclone design

Nanotechnology

Introduction to nanotechnology, discuss nanoparticles as a major branch of nanotechnology, compare different options in synthesis, separation, characterization, and applications of nanoparticles in chemical engineering domain.

Crystallization

Principles of crystallization, Nucleation, Kinetics of crystallization, Heat and mass balance, yield, equipment, and design calculations

Semester	Code	Module Title		C/E/O	GPA / NGPA
4	CH2180	Separation Processes		C	GPA
Hours/Week		Credits	Prerequisites / Corequisites	Evaluation %	
Lecture	Lab/Tutes			CA	WE
3	4	5.0	CH1061	40	60
Learning Outcomes					
<p>The students will learn the design and operation of standard separation processes used in the chemical industries; Distillation, Absorption/Stripping, Extraction, Adsorption, Drying, Humidification and Evaporation.</p> <p>At the end of the course the students are expected to;</p> <ul style="list-style-type: none"> • LO1: <i>Analyse</i> the desired separation and select the suitable Unit Operation • LO2: <i>Describe</i> principles and equilibrium concepts in separation processes • LO3: <i>Apply</i> material and energy balances for the separation processes • LO4: <i>Describe</i> the effects of various operating variables on the separation output • LO5: <i>Design</i> separation process equipment based on graphical or algebraic analysis 					
Syllabus Outline					
<p>Introduction Introduction to the role of separation; Common separation processes; Mechanism of separation.</p> <p>Distillation Vapor-liquid Equilibrium for binary and multicomponent systems, Differential Distillation, Equilibrium Flash Distillation, Continuous Distillation with Reflux, McCabe-Thiele Analysis, Multistage Batch Distillation, Multiple feeds, side streams, FUG method, Lewis and Matheson method, Complex distillation methods – azeotropic, extractive and two pressure distillation, Design of tray distillation columns and column internals.</p> <p>Gas Absorption & Stripping Gas-liquid equilibrium, Determination of Number of Ideal Stages by graphical method, Theoretical Method (Kremser Equation) Determine the height of continuous contact separator HTU NTU method, Packed column design.</p> <p>Solvent Extraction Introduction to Liquid-Liquid Extraction, Phase equilibrium for partially miscible systems, Triangular diagram, Modes of Extraction, Solvent Selection, Phase equilibrium for Immiscible systems Solid-Liquid Extraction, Super Critical Extraction, Determination of number of equilibrium stages for extraction, Extraction column design.</p> <p>Adsorption and ion exchange Types of adsorbents, Adsorption equilibrium, modes of adsorption, single stage, cross flow, counter-current and fixed adsorption unit design calculations, Breakthrough curves, adsorption regeneration, ion exchange resins, equilibrium, kinetics, and equipment.</p> <p>Evaporation Introduction to evaporation, Boiling Point Rise (BPR) and Dühring charts, Single stage evaporator calculations, Multiple stage evaporator calculations, Discuss on various modes of evaporators and their industrial applications, Vapor re-compression in evaporators.</p> <p>Humidification Operations Basic principles on Humidification Operations, Sample problems to understand the basic terms in humidification. Introduction to psychrometric chart and its applicability for humidification and dehumidification operations, Introduction to cooling tower working principle, Preliminary design calculations for cooling towers and spray chambers based on mass and energy balance.</p> <p>Drying Introduction to basic principles and Drying curves, Identify the drying process on a psychrometric chart for a given scenario, Different modes of Drying, Calculations to determine the drying parameters under different modes of drying, Dryer design.</p>					

Semester	Code	Module Title		C/E/O	GPA / NGPA
4	CH2210	Materials for Engineering Applications		C	GPA
Hours/Week		Credits	Prerequisites / Corequisites	Evaluation %	
Lecture	Lab/Tutes			CA	WE
2	2	3.0	None	30	70
Learning Outcomes					
After completing this module, students should be able to; <ul style="list-style-type: none"> • LO1: <i>Understand</i> the structure, function, properties of materials used in industrial applications • LO2: <i>Identify</i> the suitable materials for a given application • LO3: <i>Recognize</i> the different types of material failures • LO4: <i>Choose</i> appropriate corrosion preventing methods • LO5: <i>Differentiate</i> the material treatment methods for engineering performance • LO6: <i>Apply</i> the correct procedures for material selection 					
Syllabus Outline					
Overview to materials used in Chemical Engineering Applications Classification, types of materials and their properties. Metals Identification of metals (ferrous, non-ferrous, alloys) to suit a given application based on their properties and machinability. Types of failures, failure mechanisms and prevention. Non-destructive testing methods for metals. Corrosion: types of corrosion, mechanisms, selection of appropriate corrosion prevention methods, application of the selected methods. Surface treatment methods. Ceramics Properties and applications of ceramics. Thermal treatments for ceramics. Polymers Advantages of polymer materials over traditional materials. Classification of polymers: Natural and synthetic polymers. Polymers (Elastomers, Plastics, Fibres, Thermoplastic Elastomers) used in the process industry, their structure-property relationships, and applications. Polymer lattices, Composites, blends, and alloys. Smart polymeric materials and advanced polymeric materials. Additives used in polymer products. Material Selection for Chemical Engineering Applications					

Semester	Code	Module Title		C/E/O	GPA / NGPA
4	CH4501	Chemical Kinetics and Reactor Design		C	GPA
Hours/Week		Credits	Prerequisites / Corequisites	Evaluation %	
Lecture	Lab/Tutes			CA	WE
3	2	4.0	CH1061, CH1051, CH1044, CH2160, CH2631, CH2015	40	60
Learning Outcomes					
<p>On successful completion of this module, students are able to:</p> <ul style="list-style-type: none"> • LO1: <i>Recognize</i> the reaction scheme and determine the rate law • LO2: <i>Understand</i> the theories of adsorption and apply them in controlling the rates of reactions • LO3: <i>Design</i> batch reactors, plug flow reactors (PFRs), continuous stirred tank reactors (CSTRs) and catalytic reactors for the chemical and process industry • LO4: <i>Determine</i> a suitable reactor or a system for an application or a condition • LO5: <i>Analyze</i> chemical reactor performance using the distribution of residence times • LO6: <i>Analyze</i> and determine the concentrations of the reactants and products at certain stages under given conditions 					
Syllabus Outline					
<p>Introduction to kinetics and reactor design, Industrial application of reactors, Analysis of continuous flow reactors and non-flow reactors. Classification of chemical reactions, Rate laws, Determination of the order of a reaction, Influence of temperature on reaction rates and Arrhenius equation. Multiple reactions, Molecular reaction dynamics: Collision theory and Transition state theory. Conversion and reactor sizing: Design Equations for flow reactors, reactors in series. Isothermal reactor designing: Liquid phase reactions and gas phase reactions. Steady state non isothermal reactor designing: Adiabatic operations Unsteady state non isothermal reactor designing: Batch reactors, Semi-batch reactors, unsteady energy balance. Physisorption and chemisorption, Adsorption isotherms (Langmuir, Freundlich), Non-competitive and nondissociative Catalysis and Catalytic reactors, Definition, properties and classifications of catalysts, Steps in catalytic reaction Homogeneous and Heterogeneous catalysts: Synthesis, applications, regeneration, and troubleshooting. Chemical reactor performance using the distribution of residence times</p>					

Semester	Code	Module Title		C/E/O	GPA / NGPA
4	CH2270	Laboratory Practices II		C	GPA
Hours/Week (spread over two semesters)		Credits	Prerequisites / Corequisites	Evaluation %	
Lecture	Lab/Tutes			CA	WE
0	4	2.0	Prerequisites: CH2170 Corequisites: CH2151, CH2180, CH4501	100	0
Learning Outcomes					
After completing this module, the student should be able to: <ul style="list-style-type: none"> • LO1: <i>Apply</i> graphical construction techniques for process equipment. • LO2: <i>Develop</i> 3-D models using a CAD package. • LO3: <i>Apply</i> software tools to develop, simulate, and analyse mathematical models for reactors, separators, and heat exchangers. • LO4: <i>Understand</i> the concepts and techniques relevant to applications in chemical and process engineering. • LO5: <i>Apply</i> appropriate methods to plot, analyse and present experimental results, and verify principles when applicable. 					
Syllabus Outline					
Laboratory Practices II module covers the practical aspects in applications of Chemical and Process Engineering (CH2151, CH2180, and CH4501) and provides in-depth learning for engineering drawing and computer aided chemical engineering.					
Engineering Drawing and Computer Aided Learning					
Complete engineering drawing of process equipment using computer aided drafting software (SOLIDWORKS®). Property analysis of chemical system using Aspen Plus®; Thermodynamic property methods, property analysis of pure components/binary/mixtures, VLE curves x-y diagram, ternary maps. Process flow sheeting, simulation of equipment models and simulation of chemical process using Aspen Plus®; Development of mathematical models for reactors, separators, and heat exchangers (Excel and MATLAB®).					
Laboratory Experiments (8 Sessions)					
(1) Pressure drops in a packed bed and fluidized bed. (2) Filter press/Demonstration on centrifuge, cyclone, coagulation, and sieve analysis. (3) Pressure-drop over a bubble cap plate; H.E.T.P Distillation, (4) Soxhlet Extraction. (5) Adsorption. (6) Evaporation. (7) Batch reactor/ Plug flow reactor. (8) Determination of specific rate constant for first order hydrolysis of ethyl acetate.					

Semester V

Semester	Code	Module Title		C/E/O	GPA / NGPA
5	CH4045	Process Dynamics and Control		C	GPA
Hours/Week		Credits	Prerequisites / Corequisites	Evaluation %	
Lecture	Lab/Tutes			CA	WE
2	2	3.0	Prerequisites: CS1033, MA2014, MA3024 Corequisites: CH3034, CH3150	40	60
Learning Outcomes					
<p>After completing this module, students should be able to,</p> <ul style="list-style-type: none"> • LO1: <i>Describe</i> the behaviour of 1st, 2nd and higher order dynamical systems. • LO2: <i>Analyze</i> linear dynamical systems using mathematical tools such as Laplace transforms etc. • LO3: <i>Set up</i> simple feedback loops using PID controllers and development of control modules. • LO4: <i>Implement</i> various PID tuning methods for controllers. • LO5: <i>Design and Develop</i> feedback controllers with various control methods to eliminate disturbances. • LO6: <i>Implement</i> and test out their controller designs by using simulations. 					
Syllabus Outline					
<p>Introduction to Process Dynamics & Control Determine possible control objectives, input variables (manipulated and disturbance) and output variables (measured and unmeasured), and constraints (hard or soft), as well as classify the process as continuous, batch, or semicontinuous.</p> <p>Dynamic Behaviour Stability of Dynamic systems understand first-order, first order + dead time and integrating system step responses, Understand second-order under-damped behaviour, Routh Stability Criterion.</p> <p>An Introduction to Laplace transformation Transfer function, Definition of the Laplace Transform, Poles and zeros, Time constant and resonance, Zero dynamics. Transfer Function Analysis of First-Order Systems, Responses of First-Order Systems. Integrating Processes, Lead-Lag Models.</p> <p>Introduction to Feedback Control Development of Control Block Diagrams, Response to Setpoint Changes, Effect of Tuning Parameters, Response to Disturbances, Open-Loop Unstable Systems.</p> <p>PID Controller Tuning Closed-Loop Oscillation-Based Tuning, Tuning Rules for First Order + Dead Time Processes. The Direct Synthesis (DS) method, Internal Model Control (IMC), IMC-Based Feedback Design for Delay-Free Processes, IMC-Based Feedback Design for Processes with a Time Delay, IMC-Based PID Controller Design for Unstable Processes.</p> <p>Cascade and Feed-Forward Control Cascade-Control Analysis, Cascade-Control Design, Feed-Forward Control, Feed-Forward Control in the IMC Structure, Combined Feed-Forward and Cascade.</p> <p>Various control methods and control structures Ratio Control, Selective and Override Control, Split-Range Control.</p> <p>Frequency-Response Analysis Bode and Nyquist Plots, Effect of Process Parameters on Bode and Nyquist Plots, Bode and Nyquist Stability, Robustness.</p> <p>Control-Loop Interaction The General Pairing Problem, The Relative Gain Array, RGA and Sensitivity, Using the RGA to Determine Variable Pairings.</p> <p>Plantwide Control Steady-State and Dynamic Effects of Recycle, The Control and Optimization Hierarchy.</p> <p>Fuzzy logic control system Identification of variables, Fuzzy subset configuration, obtaining membership function, Fuzzy rule base configuration, Fuzzification, Combining fuzzy outputs, Defuzzification.</p>					

Semester	Code	Module Title		C/E/O	GPA / NGPA
5	CH3045	Plant Safety, Health and Environment		C	GPA
Hours/Week		Credits	Prerequisites / Corequisites	Evaluation %	
Lecture	Lab/Tutes			CA	WE
7/2	1	4.0	None	30	70
Learning Outcomes					
<p>On successful completion of this module, students are able to:</p> <ul style="list-style-type: none"> • LO1: <i>Describe</i> basic principles related to safety and loss prevention in chemical and process industry. • LO2: <i>Understand</i> environmental pollution and related problems. • LO3: <i>Describe</i> environmental pollution control and management. • LO4: <i>Explain</i> principles of sustainability. • LO5: <i>Discuss</i> basics of safety in plant site layout design, operation, maintenance and modification and basics. of incident reporting, investigation and management and legislative framework. • LO6: <i>Identify</i> hazards in chemical and process industry. • LO7: <i>Apply</i> appropriate techniques or measures to avoid or reduce hazards. • LO8: <i>Analyse and evaluate</i> hazards in chemical and process industry. 					
Syllabus Outline					
<p>Introduction to plant safety, health, and environment Toxicity and chemical safety Fire and explosion hazards Safety strategies: Inherent safety, active, passive, and procedural safety Identification of process hazards, principles of risk assessment and safety management: HAZOP, event tree, fault tree Personal protective equipment, Ergonomics, Industrial diseases Noise and ventilation, thermal radiation Plant layout design for safety, hazardous area classification, safety in plant operation, maintenance and modification, relief, and blowdown. SHE incident and near miss reporting, investigation and management, human factors in safety Toxic release and dispersion Legal background: Health and safety at work Precautionary principle, responsible care Introduction to environmental pollution: liquid, gaseous, and solid pollutants, their sources, and characteristics Introduction to environmental impacts Environment related international agreements Environmental Management Systems Principles of engineering for sustainability Environmental protection regulations Introduction to waste minimization and pollutant treatment methods: at source and 'end-of-pipe'</p>					

Semester	Code	Module Title		C/E/O	GPA / NGPA
5	CH3034	Process Equipment Design		C	GPA
Hours/Week		Credits	Prerequisites / Corequisites	Evaluation %	
Lecture	Lab/Tutes			CA	WE
3	2	4.0	CH1044, CH1051, CH2015, CH2210	40	60
Learning Outcomes					
<p>After completing this module, student should be able to:</p> <ul style="list-style-type: none"> • LO1: <i>Understand</i> process equipment design philosophy, design codes, and standard formulae for economical and safe design of process equipment and auxiliaries • LO2: <i>Explain</i> the operational principals of process measurement and instrumentation • LO3: <i>Select</i> the design preliminaries and considerations, and auxiliaries for vertical and horizontal process vessels for safe design • LO4: <i>Apply</i> mechanical design fundamentals for estimation of stresses in cylindrical process vessels, spherical and conical shells, and end closures • LO5: <i>Calculate</i> safe thicknesses and requirements for compensation in openings for process equipment • LO6: <i>Design</i> tall towers under combine loads and process vessels under external pressure to avoid their collapse • LO7: <i>Apply</i> knowledge in Principals of Fluid Dynamics, Thermodynamics, and Heat transfer for economical and safe design of piping systems, turbines and compressors, and heat exchangers 					
Syllabus Outline					
<p>Mechanical design fundamentals Bending moment and shear force, Bending stresses, Deflection, Buckling, Torsion, Impact loading and combined loading, General two-dimensional stress system, Principal stress and strain, Plain strain, Theories of failure, Analysis on failure criteria</p> <p>Types of cylindrical shells and pressure vessels Thin-walled cylindrical shells, Thin-walled spherical and conical shells, Volume changes of shells, Thick-walled cylindrical shells, Internal and external pressure vessels, end closures (flat, ellipsoidal, torispherical, and toriconical covers)</p> <p>Mechanical design preliminaries and considerations for process equipment Process equipment design codes, Structure of ASME boiler and pressure vessel codes, Classification of process equipment, Design pressure, Design temperature, Material Selection for process equipment, Design stress, Methodology, and procedure for mechanical design of process equipment, Welding types and efficiency, Safe design factors and allowances, Process equipment fabrication techniques</p> <p>Internal Pressure Vessels Design Mechanical design calculations for Thin walled and Thick-walled internal pressure vessels, Design of process equipment supports, Stiffener rings and auxiliaries, Compensation for openings, Anchor bolts, Vessel Installation</p> <p>External Pressure Vessel Design Mechanical design calculations for Thin walled and Thick-walled external pressure vessels</p> <p>Design for combined loading on vessels and columns Design calculations for pressure vessels under combined loadings, such as weight loads, wind loads, external loads due to various factors</p> <p>Mechanical design of pipes, turbo machines, and heat exchangers Pipe schedule number, Safe pipe thickness calculations and economic pipe diameter, Mechanical design calculations for pumping requirements, Mechanical design awareness for gas turbines/compressors, TEMA design standards for tubular heat exchangers, Mechanical design awareness for heat exchangers</p> <p>Process measurement and instrumentation Measurement techniques and instrumentation for temperature, pressure, level, flow, and mass/force parameters in process equipment operations</p>					

Semester	Code	Module Title		C/E/O	GPA / NGPA
5	CH3055	Energy Systems Engineering		C	GPA
Hours/Week		Credits	Prerequisites / Corequisites	Evaluation %	
Lecture	Lab/Tutes			CA	WE
2	2	3.0	CH1051, CH1044, CH1061, CH2015	40	60

Learning Outcomes

After completing this module, the student should be able to:

- LO1: *Understand* the energy problem and identify the need for energy efficiency and conservation.
- LO2: *Analyze* combustion in steam and heating systems.
- LO3: *Identify* losses and evaluate the performance of energy systems.
- LO4: *Apply* recovery methods to the energy systems.
- LO5: *Analyze* energy systems by performing energy audits.
- LO6: *Evaluate* technical, environmental, and economic feasibility of energy projects.

Syllabus Outline**Introduction to industrial energy systems**

Country and world energy balance, The energy problem, Need for energy efficiency and conservation in industrial energy systems.

Combustion in steam and heating systems

Fuel types, Combustion theory, Efficient combustion, Combustion equipment.

Industrial steam systems

System description (boilers, steam distribution system, steam end users, condensate return system), System and subsystems performance definitions.

Boiler subsystem - Boiler performance analysis (direct/indirect methods, boiler losses), Factors affecting boiler performance (boiler load, boiler design, fouling, controls, water quality), Performance improvement opportunities (combustion efficiency improvement, load scheduling, waste heat recovery, water treatment improvement, control improvement).

Steam distribution and condensate return subsystem - Performance analysis, Factors affecting the performance (steam leaks/heat transfer loss through insulation/condensate loss/flash steam loss), Performance improvement opportunities.

Heating systems

Types and classifications (Ovens, Furnaces, Kilns), Operation, Performance evaluation (direct/indirect methods, losses), Energy-saving and recovery opportunities.

Refrigeration systems

Chilling and chilled storage, freezing, deep freezing, cold storage, deep cold storage, vapor compression/absorption systems, performance definitions, factors affecting performance, performance analysis, performance improvement opportunities (maintenance, control, operational - load/temperature lift/superheat)

Compressed air systems

System description, Performance analysis (performance indicators, performance graph), Measurements, Leakage determination (load-unload test, pump-up test), Performance improvement opportunities

Industrial electric power systems

Description of industrial electric power systems, Basic terms, Tariff system, Main components of industrial electric power systems, Performance assessment of industrial electric power systems, Performance improvement opportunities (load management, demand control, power factor correction, electric motor drives).

Energy management

Main components, goals, and phases of energy auditing, Economic and environmental evaluation of energy projects

Semester	Code	Module Title		C/E/O	GPA / NGPA
5	CH3150	Chemical Process Synthesis and Integration		C	GPA
Hours/Week		Credits	Prerequisites / Corequisites	Evaluation %	
Lecture	Lab/Tutes			CA	WE
2	2	3.0	CH1061, CH1051, CH2015, CH2180, CH4501	40	60
Learning Outcomes					
<p>On successful completion of this module, students are able to:</p> <ul style="list-style-type: none"> • LO1: <i>Describe and Distinguish</i> process synthesis methods. • LO2: <i>Conduct</i> process economics. • LO3: <i>Understand</i> reactor and separator performances. • LO4: <i>Select</i> reaction and separation systems. • LO5: <i>Apply</i> pinch analysis to energy and capital targeting. • LO6: <i>Evaluate</i> Utility Systems and heat integration of unit operations. • LO7: <i>Design and optimize</i> heat recovery networks 					
Syllabus Outline					
<p>Introduction to process synthesis and Integration Chemical products, Formulation of design problem, Process synthesis techniques, onion model, continuous and batch processes.</p> <p>Process economics Capital and operating costs, Simple economic criteria.</p> <p>Selection of reactor and of separator, operating conditions, and configurations. Reaction, separation and recycle systems for continuous and batch processes. Function of process recycling recycle with purging.</p> <p>Introduction to Pinch Analysis Data Extraction, heat recovery, Energy and capital cost targeting, Problem Table algorithm, Pinch principles, Grid diagram, Threshold problems.</p> <p>Utility selection Multiple utilities, Grand Composite Curves, Heat cascading, minimum approach temperature.</p> <p>Heat Exchanger Network Design Types of heat exchangers, Number of heat exchanger units, heat exchanger target area Design HEN using pinch principles Loop Breaking, stream splitting.</p> <p>Combined Heat and Power generations Introduction to heat pumps and engines integration to process.</p> <p>Heat integration of furnace, Furnace efficiency, Capital energy trade off, Heat pipes, Recuperative and regenerative heat exchangers.</p> <p>Heat Integration of reactors Endothermic and Exothermic Reactors.</p> <p>Heat Integration of Separators, Distillation Columns, Evaporators and Dryers Apply software for design and optimization of heat recovery networks</p>					

Intake	2020	Specialisation	Chemical and Process Engineering		
Semester	Code	Module Title		C/E/O	GPA / NGPA
5, 6	CH3880	Engineer and Society		C	GPA
Hours/Week		Credits	Prerequisites / Corequisites	Evaluation %	
Lecture	Lab/Tute			CA	WE
1	4	3.0	None	100	0
Learning Outcomes					
<p>After completing this module, students will be able to:</p> <ul style="list-style-type: none"> • LO1: <i>Demonstrate</i> an understanding of the responsibilities of the engineering profession and its social context • LO2: <i>Demonstrate</i> an understanding of the health, safety and environmental requirements of the society • LO3: <i>Practise</i> with integrity in the social context of the engineering profession with an understanding of ethical issues • LO4: <i>Identify and apply</i> appropriate tools/ techniques for the evaluation of health, safety and environmental hazards/ consequences and risk assessment • LO5: <i>Interpret</i> the engineers' role in ethically assuring healthy, safe and excellent environmental conditions targeting the overall sustainable development of the society • LO6: <i>Ability</i> to critique technology • LO7: <i>Apply</i> the knowledge and skills gained of towards building character as a socially responsible professional engineer. 					
Syllabus Outline					
<p>(Content is indicative and specifics in sections may vary depending on the specialisation)</p> <ul style="list-style-type: none"> • Introduction to Engineering Ethics - Historical context, moral responsibility, IESL code of ethics, other relevant codes of ethics, community standards and personal responsibility, ethics of research and publication • Ethics in the Society & Workplace - Respect for social & cultural values, respect for other professions, social responsibility, ethical decisions as individuals, identifying ethical issues, conflicting scenarios and problems in the field of engineering, leading organizations towards ethical behaviour • Inclusive engineering concepts – ensuring that engineering products and services are accessible and inclusive of all users, and are as free as possible from discrimination and bias • Legal requirements related to engineering practice – acts, ordinances and regulations • Health & Safety – Definitions, areas and hazard identification, risk assessment, evaluation and management • Health & Safety Management – Management practices, local regulations, global standard and best practices, designing of health and safety management systems, special topics • Environment – managing the generation, transportation and disposal of waste in industry, overview of controlling and treatment technologies, local standards and EPL procedure, introduction to environmental impact assessment • Ethical issues in emerging technologies • Engineers' responsibility in sustainable development • Case studies (industry specific) 					

Industrial Training

Semester	Code	Module Title		C/E/O	GPA / NGPA
Industrial Training	CH3994	Industrial Training		C	NGPA
Hours/Week		Credits	Prerequisites / Corequisites	Evaluation %	
Lecture	Lab/Tutes			CA	WE
-	-	6.0	None	100	0
Learning Outcomes					
After completing this module, student should be able to, <ul style="list-style-type: none"> • LO1: <i>Apply</i> knowledge and principles of chemical and process engineering. • LO2: <i>Understand</i> industrial systems, procedures, practices, and professional ethics. • LO3: <i>Design</i> solutions for industrial/engineering problems using modern tools and techniques. • LO4: <i>Develop</i> soft skills and professional attitudes required for industrial environment. • LO5: <i>Recognize</i> social, cultural, and environmental responsibilities as an engineer. 					
Syllabus Outline					
Knowledge and principles of chemical and process engineering Process analysis, Process plant operations/maintenance/troubleshooting, Energy efficiency and conservation, Health-Safety-Environmental aspects of chemical processes, Process instrumentation and software platforms for process control systems, Quality control/assurance and monitoring process parameters for process improvement/development, Process diagrams and engineering drawings.					
Industrial systems, procedures, and practices Administration/financial/general management/logistics/HSE/legal practices in an industrial organization, Practices of professional ethics/personal relations, Organizational practices for process efficiency improvement, Regulations and standards.					

Semester VI

Semester	Code	Module Title		C/E/O	GPA / NGPA
6, 7, 8	CH4751	Research Project		C	GPA
Hours/Week		Credits	Prerequisites / Corequisites	Evaluation %	
Lecture	Lab/Tutes			CA	WE
-	6	3.0	None	100	0
Learning Outcomes					
After completing this module, student should be able to: <ul style="list-style-type: none"> • LO1: <i>Review</i> literature critically and identify research gaps/problem. • LO2: <i>Develop</i> new experimental set ups/ models/strategies. • LO3: <i>Develop</i> creative thinking and self-integrity under challenging environment. • LO4: <i>Analyze</i> experimental/modelling results and draw conclusions. • LO5: <i>Produce</i> research findings as a publishable material. 					
Syllabus Outline					
Background study and problem identification Literature review Research proposal development Design of experiments Methodology development and experimental work/modeling and simulation Data analysis and interpretation Reporting and publication of results					

Semester	Code	Module Title		C/E/O	GPA / NGPA
6	CH3170	Laboratory Practices III		C	GPA
Hours/Week		Credits	Prerequisites / Corequisites	Evaluation %	
Lecture	Lab/Tutes			CA	WE
-	6	3.0	CH1051, CH2170, CH2270, CH2210, CH3045, CH3055, CH4045	100	0
Learning Outcomes					
<p>After completing this module, the student should be able to,</p> <ul style="list-style-type: none"> • LO1: <i>Develop</i> detailed drawings of process equipment. • LO2: <i>Construct</i> P&I diagrams for chemical equipment and processes. • LO3: <i>Analyse</i> chemical processes using process simulation tools. • LO4: <i>Develop</i> numerical models of a process and build computer models for simulations by using computer aided tools. • LO5: <i>Employ</i> advanced concepts and techniques relevant to applications in chemical and process engineering. • LO6: <i>Apply</i> appropriate methods to plot, analyse and present experimental results, and verify principles when applicable. 					
Syllabus Outline					
<p>Laboratory Practices III module covers the application and design aspects in Chemical and Process Engineering (CH1051, CH2210, CH3045, CH3055, and CH4045) and provides in-depth learning for engineering drawing and advanced computer aided chemical engineering.</p> <p>Engineering Drawing and Computer Aided Learning. Detailed drawing of process equipment with auxiliaries (assembly drawing) using SOLIDWORKS®. Development of P&ID using suitable software packages. Advanced process analysis tools in Aspen Plus® (design specifications, calculator blocks, sensitivity analysis, optimization tools).</p> <p>Challenge based project work. Development of a numerical model of given process and analyse system dynamics by simulations. Develop suitable control structure to tight control of quality parameters and eliminate disturbances. Development of SIMULINK® and LabVIEW models to simulate the control structure to understand control behaviour.</p> <p>Laboratory Experiments (8 Sessions). (1) Rankine cycle, Steam analysis. (2) Corrosion (3) Identification of Polymers (4) Determination of properties of petroleum (flash point, fire point, aniline point, etc.). (5) COD, TS, TDS, TSS, and VSS of wastewater. (6) Determination of DO, residual chlorine, alkalinity, and pH. (7) Tuning PID controller for air heater (8) Introduction of ladder programming to control process engineering applications by PLC.</p>					

Semester VII

Semester	Code	Module Title		C/E/O	GPA / NGPA
7	CH4016	Comprehensive Design Project I		C	GPA
Hours/Week		Credits	Prerequisites / Corequisites	Evaluation %	
Lecture	Lab/Tutes			CA	WE
-	8	4.0	None	100	0
Learning Outcomes					
After completing this module, student should be able to: <ul style="list-style-type: none"> • LO1: <i>Develop</i> complex design problem-solving skills • LO2: <i>Conduct</i> a design project with a significant degree of engineering competence • LO3: <i>Apply</i> chemical synthesis and process synthesis techniques • LO4: <i>Develop</i> process flow diagram and perform mass and energy balance • LO5: <i>Perform</i> sustainability analysis for a process plant • LO6: <i>Develop</i> skills on teamwork, technical reporting, and presentation 					
Syllabus Outline					
Market Analysis: Determine the suitable plant capacity Chemical Synthesis of the process: Select the chemical pathway based on gross profits using bulk material prices Process Synthesis: Identify the design tasks and the major units, identify other required units to eliminate the changes in temperature, pressure, composition, and phase Process flow diagram: Sequence the tasks with integrated unit operations ensuring energy recovery, develop the process flow diagram Material and Energy Balance: Select the unit basis and the system boundary, Detailed material and energy balance for the process, Material and Energy flowsheet Sustainability Assessment of the process: Environmental Sustainability: Top level Environmental impacts assessment, Leopold Matrix Social Sustainability: Risk Assessment (e.g., Fault-tree analysis), Safety and Health Assessment (e.g., HAZOP) Economic Sustainability: Cost-benefit analysis Site selection and Plant layout: Site selection: Based on Raw materials, Land, Transportation, Labor, Infrastructure facilities, Utilities, Government Policy, Safety and Environment, Sustainability requirements Plant layout development					

Semester	Code	Module Title		C/E/O	GPA / NGPA
7	CH4120	Biofuels and Biorefineries		E	GPA
Hours/Week		Credits	Prerequisites / Corequisites	Evaluation %	
Lecture	Lab/Tutes			CA	WE
2	2	3.0	CH1061, CH4501	40	60
Learning Outcomes					
<p>After completing this module, the student should be able to,</p> <ul style="list-style-type: none"> • LO1: <i>Understand</i> the basic concepts of biofuels and biorefinery. • LO2: <i>Recognize</i> the applicability of chemical, biological and physical process technologies in conversion of biomass to biofuels and value-added chemicals. • LO3: <i>Compare</i> technical and economic feasibilities among technologies. • LO4: <i>Select</i> suitable technologies of trending biomass to biofuel/biochemicals or biomaterials conversions. • LO5: <i>Appraise</i> suitable modular process systems for selected conversion technologies. • LO6: <i>Design</i> modular process systems for biorefinery. 					
Syllabus Outline					
<p>Introduction Definition, objective of biorefinery, feedstock classification, and composition, product range – Biofuels, Biomaterials, Biopolymers, platform chemicals and speciality chemicals, limitations, and impacts. Assessment on site-specific feedstock availability and identify potentials among different biomasses.</p> <p>Feedstock for biorefinery</p> <p>Physical and Thermochemical processes in biorefinery Mechanical crushing, Ultrasound treatment, Microwave treatment, Liquefaction, Torrefaction, Pyrolysis, and Gasification</p> <p>Chemical and Biological processes in biorefinery Hydrothermal, Acid, and alkali pre-treatments/Catalysis /Hydrotreating/Anaerobic reactions</p> <p>Characterization of properties of biofuels Calorific values, fuel specifications, properties of blends</p> <p>Characterization of other products Matching biochemicals and biomaterials for industries</p> <p>Techno-economic analysis of technologies, processes, and product range of biorefinery, Environmental management of biorefineries</p> <p>Selection of feasible technologies, processes, and product range for Sri Lankan scenario: Case-based unit</p> <p>Design and Simulation of modular process systems</p>					

Semester	Code	Module Title		C/E/O	GPA / NGPA
7	CH4130	Process Optimization		E	GPA
Hours/Week		Credits	Prerequisites / Corequisites	Evaluation %	
Lecture	Lab/Tutes			CA	WE
2	2	3.0	CS1033, MA2014, MA3024, CH3034, CH4045, CH2180, CH1044, CH2015, CH4501	40	60
Learning Outcomes					
After completing this module, students should be able to, <ul style="list-style-type: none"> • LO1: <i>Describe</i> the nature and organization of optimization problems • LO2: <i>Understand</i> optimization theory and methods • LO3: <i>Identify</i> techniques of optimization and translates these concepts into computational methods and algorithms • LO4: <i>Construct</i> process engineering models for optimization • LO5: <i>Formulation</i> of the objective functions • LO6: <i>Apply</i> optimization techniques to chemical and process engineering 					
Syllabus Outline					
Formulating the problem the nature and organization of optimization problems, Scope and Hierarchy of Optimization, The Essential Features of Optimization Problems. Developing models for optimization Classification of Models, Degrees of Freedom, Inequality and Equality Constraints in Models. Formulation of the objective function Economic Objective Functions, Efficiency Objective function, The Time Value of Money in Objective Functions, Measures of Profitability. Optimization theory and methods Basic concepts of optimization: Continuity of Functions, NLP Problem Statement, Convexity and Its Applications, Interpretation of the Objective Function in Terms of Its Quadratic. Optimization of unconstrained functions: one-dimensional search, Numerical Methods for Optimizing a Function of One Variable, Scanning and Bracketing Procedures, Newton and Quasi-Newton Methods of Unidimensional Search, Polynomial Approximation Methods. Unconstrained multivariable optimization: Methods Using Function Values Only, Methods That Use First Derivative, Newton's Method, Quasi-Newton Methods. Linear programming (LP) and applications: Geometry of Linear Programs, Basic Linear Programming Definitions and Results, Simplex Algorithm, Sensitivity Analysis. Nonlinear programming with constraints: Direct substitution, First-Order Necessary Conditions for a Local Extremum, Quadratic Programming, Penalty Barrier and Augmented Lagrangian Methods, Successive Linear Programming, The Generalized Reduced Gradient Method, Relative Advantages and Disadvantages of NLP Methods Mixed-integer programming: Branch-and-Bound Methods Using LP Relaxations, Solving MINLP Problems Using Branch-and-Bound Methods, Solving MINLPs Using Outer Approximation. Global optimization for problems with continuous and discrete variables Methods for Global Optimization, Multi-start Methods, Heuristic Search Methods, Genetic algorithm. Case studies Applications of optimization, Optimization of Heat transfer and energy conservation process, Optimization of Separation processes, Optimization of Chemical reactor design and operation.					

Semester	Code	Module Title		C/E/O	GPA / NGPA
7	CH4140	Biotechnology		E	GPA
Hours/Week		Credits	Prerequisites / Corequisites	Evaluation %	
Lecture	Lab/Tutes			CA	WE
2	2	3.0	None	40	60
Learning Outcomes					
After completing this module, the student should be able to: <ul style="list-style-type: none"> • LO1: <i>Appraise</i> the impact of biotechnology in society • LO2: <i>Discuss and differentiate</i> biotechnology, bionanotechnology, and nanobiotechnology • LO3: <i>Demonstrate</i> comprehensive knowledge and interdisciplinary skills in the field of biotechnology for synthesis of bioproducts and assessment of product quality • LO4: <i>Categorize and use</i> techniques utilized to engineer cells and organisms for biotechnological applications • LO5: <i>Design and develop</i> products and processes for medical and industrial applications using knowledge and transferable skills in biotechnology • LO6: <i>Evaluate</i> the applicability of biotechnology to provide sustainable solutions for contemporary issues in science 					
Syllabus Outline					
Engineering cells and organisms for bioprocesses: Bio-based products and industries, cellular bioprocesses, DNA, gene expression, protein synthesis, recombinant DNA technology, mutagenesis, antisense technology, OMICS, bioinformatics Enzyme technology: Isolation and purification of enzymes, enzymes in medical applications, enzymes in process industries, immobilized enzymes Biopharmaceuticals: Introduction to pharmaceuticals and pharmacology, biopharmaceuticals, fundamental bioprocesses and new technologies, economics of biomanufacturing pharmaceuticals, regulation and quality approaches, supply chain integrity of pharmaceuticals Future medicine: Drug delivery and therapeutics: Conventional medical devices, drug delivery, mechanical/electric-based and biological/cell-based therapies, gene therapy, and tissue engineering Biomolecules for human use/consumption: Biotechnological production of flavours, nutraceutical production Analytical techniques in biotechnology: Quantitative and qualitative analysis of bioproducts, analytical techniques and instrumentation for product analysis of biochemical/biological processes and metabolic activities Biosensors and bioprocess control: Biosensors in medical applications, biosensors in industrial applications, pathogen detection, biosensors in bioremediation Vaccines and vaccine development pathways: Viruses, pandemics and immunity, history of infectious diseases, basics of virology, immunology, and epidemiology, development of diagnostic tests, vaccines, and antiviral therapies Bionanotechnology and nanobiotechnology: Natural and incidental nanoparticles, engineered nanoparticles and their syntheses, applications of nanoparticles, biologically inspired nanostructures/biomimetics, industrial applications of biologically inspired nanostructures and materials, microfluidics					

Semester	Code	Module Title		C/E/O	GPA / NGPA
7	CH4160	Process Chemicals Management		E	GPA
Hours/Week		Credits	Prerequisites / Corequisites	Evaluation %	
Lecture	Lab/Tutes			CA	WE
2	2	3.0	CH1071, CH4501, CH3045	40	60
Learning Outcomes					
After completing this module, students should be able to: <ul style="list-style-type: none"> • LO1: <i>Understand</i> the Importance of chemicals management in chemical and process industries. • LO2: <i>Recognize</i> the national and international regulations on chemicals management. • LO3: <i>Select and apply</i> the suitable chemicals management concepts, guidelines, and tools. • LO4: <i>Demonstrate</i> the ability to develop a suitable chemicals management system for a process industry. • LO5: <i>Discuss</i> the principals of green chemistry and its benefits. • LO6: <i>Apply</i> the principles of green chemistry for process industry. 					
Syllabus Outline					
Importance of chemicals management for the chemical and process industries National and international regulations on chemicals management Chemicals management concepts and tools Main steps of lifecycle of chemicals Techniques for chemical waste management and disposal Chemical labelling systems Applications of green chemistry principals Case studies of green chemistry					

Semester	Code	Module Title		C/E/O	GPA / NGPA
7	CH4371	Petroleum Trade and Economics		E	GPA
Hours/Week		Credits	Prerequisites / Corequisites	Evaluation %	
Lecture	Lab/Tutes			CA	WE
2	2	3.0	None	30	70
Learning Outcomes					
After completing this module, the students should be able to, <ul style="list-style-type: none"> • LO1: <i>Describe</i> economic perspectives of Oil and Gas Industry. • LO2: <i>Evaluate</i> oil supply and demand and its effect on the industry. • LO3: <i>Analyze</i> Transport, Processing and Sales Costs of Petroleum Processing. • LO4: <i>Describe</i> trade practices pertaining to Petroleum Operations. • LO5: <i>Select</i> best financial instruments for purchasing petroleum crude oil and diversifying product portfolio. • LO6: <i>Design</i> operational procedures for techno-economic feasible operations in Petroleum Processing facilities. 					
Syllabus Outline					
Introduction A historical Perspective and present Oil and Gas Industry Overview Oil and Gas Industry Markets International standards, guidelines and directives related to oil and gas industry Including Exploration & Production Effects of Regional Politics and Activities towards Petroleum Industry Economic Trends in Petroleum Industry Financial instruments used in Petroleum Industry Techno-economic feasible operations in Petroleum Industry					

Semester	Code	Module Title		C/E/O	GPA / NGPA
7	CH4410	Polymeric Materials		E	GPA
Hours/Week		Credits	Prerequisites / Corequisites	Evaluation %	
Lecture	Lab/Tutes			CA	WE
2	2	3.0	CH2210	30	70
Learning Outcomes					
After completing this module, students should be able to: <ul style="list-style-type: none"> • LO1: <i>Identify</i> the most suitable polymer/s for a given application. • LO2: <i>Suggest</i> suitable analytical technique/s for identification of a polymer material or a product. • LO3: <i>Select</i> reinforcing materials for a polymer composite. • LO4: <i>Find</i> solutions to control the degradation of polymers. • LO5: <i>Explain</i> the importance of using polymer blends and composites over a single polymer for specific applications. • LO6: <i>Discuss</i> the importance of advanced materials used for selected applications. 					
Syllabus Outline					
Overview of Polymeric Materials: Elastomers, plastics, fibres, thermoplastic elastomers, lattices, and their uses Polymer lattices (natural and synthetic) and characterization techniques Polymers in packaging industry: Food, pharmaceutical, cosmetic, electrical appliances Polymers used in biomaterials Polymer nanocomposites Polymer Blends and alloys Engineering Polymers: High temperature polymers and high strength polymers Matrix materials and reinforcing materials used in polymer composites Advanced polymeric materials (conductive polymers, responsive polymers, hydrogels, liquid crystalline polymers) Biodegradable polymers and their applications: poly (glycolic acid), poly(lactic acid), Nylon 2-Nylon 6, Polyhydroxybutyrate, polydioxanone (PDO) Degradation and stabilization of polymers: Thermal degradation, photo degradation, oxidative degradation, ozone degradation and biodegradation Analysis of polymeric materials: IR spectroscopy, UV spectroscopy, Nuclear magnetic resonance spectroscopy, Raman spectroscopy, Differential scanning calorimetry and Thermogravimetric analysis					

Semester	Code	Module Title		C/E/O	GPA / NGPA
7	CH4026	Process Modelling and Simulation		E	GPA
Hours/Week		Credits	Prerequisites / Corequisites	Evaluation %	
Lecture	Lab/Tutes			CA	WE
2	2	3.0	CS1033, MA2014, MA3024, CH3034, CH4045, CH2180, CH1044, CH2015, CH4501	40	60
Learning Outcomes					
After completing this module, students should be able to: <ul style="list-style-type: none"> • LO1: <i>Describe</i> systems and models, main elements of dynamic modelling. • LO2: <i>Identify</i> process parameters to develop a mathematical model of a system. • LO3: <i>Construct</i> state space models and linearize non-linear systems. • LO4: <i>Evaluate</i> dynamics of the systems and processes. • LO5: <i>Develop</i> numerical models of a process and build up computer models for simulations by using computer aided tools (Python/MATLAB/SIMULINK). • LO6: <i>Analyze</i> processes by using simulation studies. 					
Syllabus Outline					
System and Model: Main elements of Modelling of Dynamic Systems, General Form of Dynamic Models, Lumped Parameter Systems, Material and Energy Balances Empirical model building: Introduces Multi variable Model Identification, Theory and Applications of Distributed Systems for Momentum, Thermal and Diffusion processes Linearization of the nonlinear Models: The State-Space Formulation, Interpretation of Linearization, Solution of the Zero-Input Form, Solution of the General State-Space Form Multiphase Systems with and without reactions: Packed Bed Reactors, 1D and 2D Pseudo-Homogeneous Model, 1D and 2D Heterogeneous Model, Unsteady-State or Dynamic Models Nonlinear systems analysis: Generalization of Phase-Plane Behaviour, Nonlinear Systems- limit cycle behaviour. Introduction to Nonlinear Dynamics, A Simple Population Growth Model, A More Realistic Population Model, Cobweb Diagrams, Bifurcation and Orbit Diagrams Artificial Neural Network-Based Models: Artificial Neural Networks, Development of ANN-Based Models, Applications of ANNs in Chemical Engineering Model Validation and Sensitivity Analysis: Model Validation Methodology, Sensitivity Analysis, Direct Differential Method, Global Sensitivity Measures, Statistical analysis of mathematical models Case Studies: Biochemical reactor, Distillation process, Evaporation process					

Semester	Code	Module Title		C/E/O	GPA / NGPA
7	CH4420	Waste Minimization and Resources Recovery		E	GPA
Hours/Week		Credits	Prerequisites / Corequisites	Evaluation %	
Lecture	Lab/Tutes			CA	WE
2	2	3.0	CH3045	30	70
Learning Outcomes					
After completing this module, student should be able to: <ul style="list-style-type: none"> • LO1: <i>Describe</i> waste management concepts relevant to the process industry. • LO2: <i>Assess</i> cleaner production in the process industry. • LO3: <i>Identify</i> source reduction and waste minimization opportunities and apply for waste management improvement of processes. • LO4: <i>Select</i> resource recovery, recycling, and reuse techniques for waste. • LO5: <i>Apply</i> process integration solutions for optimization of water consumption in the process industry. • LO6: <i>Describe</i> circular economy theories and concepts in the process industry. • LO7: <i>Analyze</i> existing and new processes for waste minimization, resources recovery and good manufacturing practices and waste management principles. 					
Syllabus Outline					
Introduction to Waste Management Concepts Extended producer responsibility, Product stewardship, Muda (Japanese term), Pay as you throw, Polluter pays principle, Resources recovery, Waste management hierarchy, 3R principle (Reduce, Reuse, Recycle), 5R Principle (Refuse, Reduce, Reuse, Repurpose, Recycle), Waste-to-energy, Zero waste.					
Source Reduction and Waste Minimization Resources recovery from waste Recycling and Reuse techniques, Materials Recovery Facility (MRF), Composting, Pyrolysis, Incineration, Engineered landfilling.					
Process integration solutions for waste avoidance Water pinch calculations and water network design.					
Concept of Cleaner Production and Cleaner Production Assessment Good Manufacturing Practices (GMP) Introduction to Circular Economy and Industrial symbiosis Case Studies for waste minimization and resources recovery					

Semester	Code	Module Title		C/E/O	GPA / NGPA
7	CH4430	Industrial Chemical Manufacturing Processes		E	GPA
Hours/Week		Credits	Prerequisites / Corequisites	Evaluation %	
Lecture	Lab/Tutes			CA	WE
2	2	3.0	None	40	60
Learning Outcomes					
After completing this module, the student should be able to, <ul style="list-style-type: none"> • LO1: <i>Understand</i> the production of chemicals and role in society • LO2: <i>Identify</i> the Global Chemical Process Industry • LO3: <i>Define</i> different Chemical Manufacturing Processes • LO4: <i>Illustrate</i> product value chains (Global and local value chains) • LO5: <i>Determine</i> Techno-economics of Chemical Manufacture • LO6: <i>Assess</i> Environmental Management concepts of Chemicals Manufacture 					
Syllabus Outline					
Introduction to Global Chemical Process Industry (CPI) Chemicals and their role in society Inorganic chemicals manufacture Phosphorous, Phosphates and Fertilizers Sea based chemicals Salt, Chlor – Alkali and Related Heavy Chemicals Industrial Gases and Speciality gases Industrial Acids Sulphuric, Hydrochloric, Nitric, HF Organic Chemicals Manufacture Speciality fine chemical manufacture Pharmaceuticals Oleochemicals Soap, fatty acids, and synthetic chemicals Natural products manufacture Dairy products manufacture Techno economics of process operations in chemicals manufacture Environmental Management aspects of chemicals manufacture					

Semester	Code	Module Title		C/E/O	GPA / NGPA
7	CH4235	Polymer Processing Operations		E	GPA
Hours/Week		Credits	Prerequisites / Corequisites	Evaluation %	
Lecture	Lab/Tutes			CA	WE
2	2	3.0	None	30	70
Learning Outcomes					
After completing this module, students should be able to <ul style="list-style-type: none"> • LO1: <i>Identify and describe</i> the polymer processing operations related to rubber and plastic processing. • LO2: <i>Discuss</i> the influence and importance of processing parameters on polymer processing operations. • LO3: <i>Apply</i> rheological and heat transfer principles to optimize the polymer processing operations. • LO4: <i>Recognize</i> the machineries used in polymer processing. • LO5: <i>Analyze</i> products defects that can be appeared during respective polymer processing operations. • LO6: <i>Demonstrate</i> the ability to select the most appropriate processing technique(s) for a desired polymer product to manufacture. • LO7: <i>Apply</i> good manufacturing practices. 					
Syllabus Outline					
Polymers and their thermal transitions Polymer Rheology and Processing characteristics Non-Newtonian behaviour of polymer melts; Processing characteristics: Viscosity, melt flow, rheological properties. Heat transfer in Polymer systems General equation of conduction; Steady and unsteady state heat conduction, convection, and radiation heat transfer applications. Concentration of latex; Products manufacturing techniques (dipping, casting, foaming, spraying, extrusion) Manufacture of different grades of raw rubber. Mixing and compounding technologies. Shaping/forming techniques for rubbers and plastics Moulding processes: Compression moulding, Transfer moulding, Injection moulding, Reaction injection moulding, Blow moulding; Extrusion and Calendaring Curing techniques Batch and continuous curing processes. Machine operations, process variables and their effects on product quality New trends in polymer products manufacturing 3D printing					

Semester	Code	Module Title		C/E/O	GPA / NGPA
7	CH3253	Environmental Bioengineering		E	GPA
Hours/Week		Credits	Prerequisites / Corequisites	Evaluation %	
Lecture	Lab/Tutes			CA	WE
2	2	3.0	None	30	70
Learning Outcomes					
After completing this module, student should be able to, <ul style="list-style-type: none"> • LO1: <i>Understand</i> basic principles of biological wastewater treatment. • LO2: <i>Explain</i> the microbial conversion processes and operating parameters. • LO3: <i>Describe</i> microorganisms according to energy source and carbon source. • LO4: <i>Evaluate</i> biological systems by applying microbial kinetics. • LO5: <i>Develop</i> mathematical models and simulate bioreactors. • LO6: <i>Design</i> bioreactors. 					
Syllabus Outline					
Classification of microorganisms Based on metabolic function. Microbial growth kinetics Biomass growth rate; rate equations. Biological wastewater treatment principles Identification of constituents in wastewater and basic parameters; aerobic and anaerobic process; nitrification, denitrification and phosphorus removal. Types of bioreactors and activated sludge process Bioreactor classification and their functions; Activated sludge process. Introduction to bio process modelling Mass and energy balance for bio reactors, design equation derivation; process matrix; balance growth reactions. Bioprocess modelling tools Modelling and simulation using related software tools. Environmental Bioengineering Case Studies Industrial based case studies.					

Semester	Code	Module Title		C/E/O	GPA / NGPA
7	CH4440	Petrochemical Process Operations		E	GPA
Hours/Week		Credits	Prerequisites / Corequisites	Evaluation %	
Lecture	Lab/Tutes			CA	WE
2	2	3	None	30	70
Learning Outcomes					
After completing this module, the student should be able to, <ul style="list-style-type: none"> • LO1: <i>Describe</i> key operations in petrochemical processes. • LO2: <i>Demonstrate</i> petrochemical conversion pathways. • LO3: <i>Analyse</i> petrochemical conversion technologies. • LO4: <i>Apply</i> petrochemical conversion technologies to petroleum resources and economy in Sri Lanka. • LO5: <i>Design</i> and evaluate of a process flow diagram for petrochemical conversion process. 					
Syllabus Outline					
Introduction to petrochemical industry A brief overview of petrochemical technologies and discuss upon the general topology of the petrochemical process technologies. Resource identification and evaluate potentials in Sri Lanka Evaluating the unique position Sri Lanka currently in the petrochemical industry, especially Hambantota is becoming a petroleum processing zone. Petrochemical conversion pathways Discuss the chemistry behind the major conversion options used in industry and discuss novel strategies to maximize economical gains. Petrochemical processing pathways Discuss process engineering fundamentals behind the major conversion processes including pre-treatment processes on petroleum streams as feedstock for petrochemical manufacturing plants. A case study on design and simulation of a petrochemical conversion process A selected petrochemical process will be discussed for optimization of operating parameters and mitigation of environmental and health risks involved.					

Semester	Code	Module Title		C/E/O	GPA / NGPA
7	CH4285	Food Safety and Hygienic Plant Design		E	GPA
Hours/Week		Credits	Prerequisites / Corequisites	Evaluation %	
Lecture	Lab/Tutes			CA	WE
2	2	3.0	None	40	60
Learning Outcomes					
After completing this module, the student should be able to: <ul style="list-style-type: none"> • LO1: <i>Develop</i> an awareness on the modern food chain. • LO2: <i>Identify</i> food hazards and necessary control mechanisms to improve hygienic food manufacturing. • LO3: <i>Understand</i> the regulatory requirements for hygienically design processes. • LO4: <i>Design</i> plants and equipment in compliance with standards and guidelines for hygienic design. • LO5: <i>Evaluate</i> food safety management systems and recommend the preventive measures. 					
Syllabus Outline					
Introduction: Food safety key concepts (hazard, risk, hygiene); Evolution of hygiene in food plant design and operation; Supply chains in the food industry-bottlenecks and issues Risks-Origin and Nature: Food hazards-biological, chemical, and physical: prevalence, characteristics, contemporary monitoring methods, and control mechanisms Hygienic Building Design Essentials: General design issues for factory interiors; Site selection and plant layout; Significance in segregation/zoning; Hygienic design of walls, ceilings, and floors; Hygienic design of selected fixtures, utility systems and process support systems; Control of air borne contamination (source and control systems) Hygienic Equipment Design Essentials: Key criteria in hygienic equipment design: risk assessment and regulatory requirements; Hygienic design of different types of equipment (closed, heating, dry matter handling, electrical, packaging, piping systems, seals, valves, pumps, etc.)- construction materials, minimum design essentials, cleaning regimes, improved hygienic control by sensors, and future trends Hygienic Plant Operations I-Verification and certification of hygienic food processing plants: HACCP: HACCP steps, identification of potential hazards, identify CCP, establish CCP, establish monitoring procedures, establish corrective actions, record keeping procedures, verification; other quality systems (ISO 22000) Hygienic Plant Operations II-Good manufacturing practices (GMP): Effective manufacturing operations and risk control; Use of standard operating procedures (SOPs); Managing risks (allergenic residue, insects, personal hygiene, food transportation); Cleaning, Disinfection, and Sanitation [Cleaning kinetics and mechanisms; Cleaning of raw material, plants, and equipment (CIP and COP), packaging, odour abatement; enzymatic cleaning]					

Semester VIII

Semester	Code	Module Title		C/E/O	GPA / NGPA
8	CH4035	Comprehensive Design Project II		C	GPA
Hours/Week		Credits	Prerequisites / Corequisites	Evaluation %	
Lecture	Lab/Tutes			CA	WE
-	10	5.0	CH4016	100	0
Learning Outcomes					
After completing this module, student should be able to: <ul style="list-style-type: none"> • LO1: <i>Appraise</i> key decisions to be made and relevant assessment criteria for equipment selection • LO2: <i>Design</i> a selected process equipment in detail, including chemical, mechanical and operational aspects • LO3: <i>Identify</i> the type of material and method of fabrication suitable for the equipment. • LO4: <i>Select</i> control schemes and instrumentation. • LO5: <i>Describe</i> the startup, shut down, operational, and maintenance procedure. • LO6: <i>Analyze</i> safety and economic aspects of the equipment. • LO7: <i>Develop</i> technical report writing and drawing skills. 					
Syllabus Outline					
Chemical Design Introduction of design problem including the design duty and design constraints; Review of alternative options for selecting the suitable process equipment; Chemical design calculations; Design specifications required for mechanical design, P & I, and process safety.					
Mechanical Design, Process Control, and Process Instrumentation Mechanical design calculations of major unit, accessories and supports; Mechanical drawings of major unit and components; Design of the control structure for the process unit; P & I diagram and Specifications of required instruments.					
Process safety, Operation, and Costing Conduct hazard and operability study (HAZOP) and identify and analyze problems that may represent hazards to personnel or equipment; Devise startup – shutdown procedure, maintenance schedule and troubleshooting plan; Costing of the complete unit including instrumentation.					

Semester	Code	Module Title		C/E/O	GPA / NGPA
8	CH4275	Polymer Products Manufacturing Technologies		E	GPA
Hours/Week		Credits	Prerequisites / Corequisites	Evaluation %	
Lecture	Lab/Tutes			CA	WE
2	2	3.0	CH4235, CH4410	40	60
Learning Outcomes					
After completing this module, students should be able to, <ul style="list-style-type: none"> • LO1: <i>Identify</i> the components in an industrial rubber product to satisfy service requirements. • LO2: <i>Apply</i> knowledge gain on polymer technology to optimize the manufacture of polymer products. • LO3: <i>Understand</i> the manufacturing technologies used in polymer industry. • LO4: <i>Assess</i> the properties of polymer products and to demonstrate testing procedures. • LO5: <i>Recommend</i> recycling technologies to minimize pollution due to polymer waste. • LO6: <i>Apply</i> the knowledge to maintain the required quality of products. 					
Syllabus Outline					
Features and assemblies of commodity and engineering rubber products (tyres, hoses and tubing, belts, sheaths, footwear, bearings, mounts, gaskets and seals, flooring and roofing products, etc.). Additives used in polymer products manufacturing Importance, functions, and limitations of, fillers, vulcanizing systems, processing aids, extenders and diluents, protective agents, dyes and pigments and speciality additives. Manufacturing technologies used in pneumatic and solid tyres Manufacturing technologies of gloves, foam and cast products Fibre manufacturing technologies Manufacture of extrusion-based products and moulded Other Manufacturing technologies Thermoforming and vacuum forming. Manufacturing technologies of polymer composites. Recycling and upcycling technologies. Quality assurance aspects in polymer products manufacturing Product testing and Characterization Physical, chemical, thermal, electrical solution, and weathering properties					

Semester	Code	Module Title		C/E/O	GPA / NGPA
8	CH4742	Polymer Products and Tool Design		E	GPA
Hours/Week		Credits	Prerequisites / Corequisites	Evaluation %	
Lecture	Lab/Tutes			CA	WE
2	2	3.0	CH4410	40	60
Learning Outcomes					
<p>After completing this module, students should be able to,</p> <ul style="list-style-type: none"> • LO1: <i>Identify</i> the important engineering principles applicable to design of polymer products and tools. • LO2: <i>Identify</i> failure mechanisms of polymer products used under different service environments. • LO3: <i>Describe</i> assembly techniques required for designing and manufacturing of polymer products. • LO4: <i>Design</i> of simple engineering polymer products. • LO5: <i>Design</i> simple injection mould/die to manufacture polymer product. • LO6: <i>Recognize</i> the software used for design and fabrication of moulds for polymer products. 					
Syllabus Outline					
<p>Rubber elasticity and viscoelastic properties Molecular requirements of rubber-like elasticity, Force as a function of deformation, temperature and network structure, Strain-induced crystallization, Boltzmann superposition principle, Time-temperature superposition principle, Stress-relaxation and creep, Dynamic mechanical behaviour, Models of viscoelastic behaviour, Effects of molecular structure on viscoelasticity.</p> <p>Modes of deformation and Failure mechanics Failure Modes, Fracture Modes, Fracture Toughness, Stress Concentrators (Flaws), Crack Propagation, Fracture of Polymers, Fatigue Curves for Polymers.</p> <p>Design of rubber products Important factors considered on designing of rubber products, Features and assemblies of commodity and engineering rubber products, basic calculation on designing of simple engineering rubber products.</p> <p>Design of Plastic products Design approaching methods, general considerations for designing injection moulded plastic parts, designing with plastics for electrical properties, design of plastic products for mechanical assembly and welded assembly.</p> <p>Design of Injection Moulds Standard mould parts, two plate mould tool, multiplate tool system, Undercut Injection Mould Tools, Runner less Moulding, Design Checklist, Design of feed system, Design of Ejector System, Cooling system and venting system, Design of core and cavity, Mould making Techniques, Mould Materials.</p> <p>Design of extrusion dies General constructional features of Split, threaded, integer and plate dies, Die and screw characteristics, operating point, head pressure and total volumetric flow rate from extruder-die combination, Design of extruder dies for extrusion of hollow profiles; slit dies for flat film and sheet extrusion, circular and non-circular solid profiles.</p> <p>Computer aided design analysis and fabrication of moulds Computer Aided Design Analysis and Fabrication of Moulds: Solidworks® mould tool design, Autodesk® Simulation Moldflow®, plastic injection moulding simulation software, Computer-aided manufacturing (CAM).</p>					

Semester	Code	Module Title		C/E/O	GPA / NGPA
8	CH4450	Energy Storage Systems		E	GPA
Hours/Week		Credits	Prerequisites / Corequisites	Evaluation %	
Lecture	Lab/Tutes			CA	WE
2	2	3.0	CH1051, CH2631, CH1044	40	60
Learning Outcomes					
After completing this module, the student should be able to, <ul style="list-style-type: none"> • LO1: <i>Identify</i> available energy storage technologies • LO2: <i>Assess</i> the demand of energy storage for embedded generation • LO3: <i>Apply</i> suitable energy storage technologies • LO4: <i>Assess</i> the economic viability and conversion efficiencies of different energy storage technologies • LO5: <i>Design</i> energy storage systems 					
Syllabus Outline					
Introduction Overview of energy storage concepts, Need of energy storage in renewable energy, Limitations and impacts of energy storage technologies.					
Thermal energy storage Sensible heat storage, Latent heat storage (phase change materials), Thermochemical energy storage (reversible reactions), Material selection, Application-specific constraints, Design of thermal energy storage for utility-scale renewables particularly for solar and geothermal power.					
Electrochemical energy storage Battery system structure, Elementary principle, Different types of batteries, Battery Management Systems, Aging of electrochemical batteries, Design of battery bank and economic evaluation for intermittent renewable energy systems.					
Chemical energy storage Concepts of power-to-gas and power-to-liquid, Efficiency and cost of fuel production, storage, transport, and electrical restitution, Comparison of different power-to-fuel pathways.					
Mechanical energy storage Concepts of pumped hydro, compressed air, flywheel.					
Electrical energy storage Concepts of energy storage in capacitors, ultracapacitors, and supercapacitors, Comparison of magnitude and quality of energy stored.					
System integration of energy storage solutions with power generation units and grid management					

Semester	Code	Module Title		C/E/O	GPA / NGPA
8	CH4255	Renewable Energy		E	GPA
Hours/Week		Credits	Prerequisites / Corequisites	Evaluation %	
Lecture	Lab/Tutes			CA	WE
2	2	3.0	CH1051, CH1044, CH1061	40	60
Learning Outcomes					
After completing this module, the student should be able to, <ul style="list-style-type: none"> • LO1: <i>Identify</i> renewable energy resources. • LO2: <i>Describe</i> principles of renewable energy technologies. • LO3: <i>Analyse</i> the applications of renewable energy technologies in domestic, industrial, and utility-scale. • LO4: <i>Apply</i> modelling and simulation tools to analyse renewable energy technologies. • LO5: <i>Evaluate</i> site-specific techno-economic-environmental viability of renewable energy technologies. • LO6: <i>Design</i> optimal renewable energy systems that meet specific energy demands. 					
Syllabus Outline					
Introduction Overview of renewable energy concepts.					
Wind energy Wind resource identification and assessment, Conversion technologies and principles, Wind power applications.					
Hydel energy Hydro resource identification and assessment, Conversion technologies and principles, Pico/Micro/Mini hydro energy applications.					
Solar energy Solar resource identification and assessment, Solar PV/solar thermal conversion technologies and principles, Solar PV/solar thermal applications in different scales.					
Biomass energy Biomass resource identification and assessment (special focus to energy crops), Conversion technologies and principles, Biomass combustion/gasification/pyrolysis applications in different scales.					
Micropower design and optimization using software tools Design and optimization based on site-specific technical potential, levelized cost of energy, and environmental impact.					

Semester	Code	Module Title		C/E/O	GPA / NGPA
8	CH4651	Combustion Technology		E	GPA
Hours/Week		Credits	Prerequisites / Corequisites	Evaluation %	
Lecture	Lab/Tutes			CA	WE
2	2	3.0	CH1051, CH 1044, CH2631, CH2015, CH4501, CH3055	40	60
Learning Outcomes					
After completing this module, the student should be able to: <ul style="list-style-type: none"> • LO1: <i>Understand</i> the fundamental concepts in combustion. • LO2: <i>Determine</i> the factors influencing the flame speed and the flame thickness of laminar premixed flames. • LO3 <i>Use</i> the conserved scalar formalism to understand and explain non-premixed behaviour. • LO4: <i>Estimate</i> the droplet evaporation and burning rates. • LO5: <i>Use</i> turbulent combustion concepts to characterize combustion regimes. • LO6: <i>Apply</i> fundamental concepts in solid combustion to develop simple models of the burning of a carbon particle. • LO7: <i>Apply</i> methods used to quantify the pollutant emissions from combustion systems. 					
Syllabus Outline					
Introduction to combustion Motivation to study combustion, definition of combustion, combustion modes and flame types Review of prerequisites Chemical thermodynamics and equilibrium - Mass, energy and atomic species conservation; Multispecies equilibrium and calculation method Chemical kinetics - Principles of chemical kinetics (law of mass action and activation energy); Hydrocarbon reaction chains; Pollutant formation, Multistep reactions and explosions; Steady state and partial equilibrium approximations; Characteristic time and space scales Applications of chemical kinetics - limit reactors Common approximations in combustion analysis (Static reactor, Perfectly stirred reactor, Plug flow reactor); Thermal explosions; Autoignition Heat, mass and momentum transfer in combustion - molecular and convective fluxes; Characteristic non-dimensional numbers: Dahmköhler, Lewis, Schmidt, Prandtl, Peclet, Reynolds Pollutant emissions Combustion generated pollutants; Effects of pollutant; Quantification of emissions; Emissions from premixed combustion; Emissions from non-premixed combustion Laminar premixed flames Laminar premixed flames: concepts and measurements; Characteristic time and space scales, Zeldovich number; One-dimensional conservation equation and simplified solutions; Effects of mixture composition, stretch and curvature Laminar non-premixed flames Laminar diffusion flames: concept and measurement methods; Characteristic time and space scales; Conserved scalars and mixture fraction; One-dimensional conservation equations: co-flow and opposed flow; Limit case solutions; Effect of mixture composition and fluid dynamics Droplet evaporation and burning Applications involving liquids combustion; Closed form analytical solutions to the simplified governing equations applicable to droplet evaporation and burning; Influence of droplet size and ambient conditions on droplet evaporation and burning; Droplet gasification rates and droplet lifetimes; One dimensional analysis of a simple, steady flow, liquid-fuel combustor Turbulent flames: Characteristic time and space scales; Regimes of turbulent combustion; Measurement methods and results; Approaches to modelling turbulent combustion; Turbulent premixed flame characteristics; Turbulent diffusion flame characteristics; Approaches to turbulent combustion theory Burning of solids: Applications involving solids combustion; Fundamental concepts in solids combustion: heterogenous reactions and simplifications; Burning of carbon: one-film model, two-film model; particle burning times; Coal combustion					

Semester	Code	Module Title		C/E/O	GPA / NGPA
8	CH4215	Environmental Engineering and Management		E	GPA
Hours/Week		Credits	Prerequisites / Corequisites	Evaluation %	
Lecture	Lab/Tutes			CA	WE
2	2	3.0	CH3045	30	70
Learning Outcomes					
After completing this module, student should be able to: <ul style="list-style-type: none"> • LO1: <i>Identify and describe</i> environmental pollutants management techniques. • LO2: <i>Apply</i> environmental accounting in project analysis. • LO3: <i>Apply</i> mathematical models to simulate pollution control and treatment operations • LO4: <i>Assess</i> environmental impacts. • LO5: <i>Design</i> pollution control equipment and processes. 					
Syllabus Outline					
Wastewater Engineering: Treatment levels, physical and chemical treatment operations, biological (Up flow anaerobic sludge blanket (UASB), membrane bio reactors) and advanced treatment processes. Air Pollution Control: Particulate and gaseous pollutants control equipment and processes. Solid Waste Management: Integrated solid waste management, collection, treatment, and disposal. Hazardous Waste Management and Engineering: Hazardous waste treatment and disposal. Environmental Impact Assessment: Procedure and methods Basics of Environmental Accounting: Environmental valuation techniques and project analysis					

Semester	Code	Module Title		C/E/O	GPA / NGPA
8	CH4460	Sustainable Process Technology		E	GPA
Hours/Week		Credits	Prerequisites / Corequisites	Evaluation %	
Lecture	Lab/Tutes			CA	WE
2	2	3.0	CH3045	30	70
Learning Outcomes					
After completing this module, student should be able to: <ul style="list-style-type: none"> • LO1: <i>Describe</i> the characteristics of sustainable process technologies. • LO2: <i>Apply</i> life cycle thinking for products and processes in the process industry. • LO3: <i>Evaluate</i> energy flows of process life cycle and interpret them for energy sustainability. • LO4: <i>Select</i> processes and technologies based on environmental sustainability. • LO5: <i>Evaluate</i> carbon footprint and water footprint of products and processes. • LO6: <i>Analyze</i> environmental impacts of products and process life cycle stages. 					
Syllabus Outline					
Introduction to Sustainable Process Technologies and Strategies to determine sustainability of processes Process and Technology Selection Life Cycle Thinking of Products and Processes: Product life cycle, Process life cycle, and ways to define a life cycle scope of a given product or process (cradle-to-grave, cradle-to-gate, cradle-to-cradle, gate-to-gate scopes) Energy Sustainability Assessment of Processes: Energy Flow Analysis, Sankey Diagrams, Energy Sustainability Indicators for Processes Carbon Footprint Assessment GHG emission reductions or removal enhancements: Procedure and Techniques Water Footprint Assessment Eco-Design and greening the supply chain: Raw material extraction, manufacturing, transportation, use and end-of-life stages of a process. Life Cycle Assessment (LCA) Methodology: Goal and scope definition, System boundary, Functional unit, Allocation rules, Introduction to life cycle inventory and databases, life cycle environmental impact (LCIA) categories, LCIA methods, Interpretation methods of LCA results, Introduction to LCA software tools Basics of Social LCA and Life Cycle Costing Case Studies for Sustainable Process Technologies and LCA					

Semester	Code	Module Title		C/E/O	GPA / NGPA
8	CH4351	Up-stream Oil and Gas Operations		E	GPA
Hours/Week		Credits	Prerequisites / Corequisites	Evaluation %	
Lecture	Lab/Tutes			CA	WE
2	2	3.0	None	30	70
Learning Outcomes					
<p>After completing this module, the student should be able to,</p> <ul style="list-style-type: none"> • LO1: <i>State</i> the scope of the upstream petroleum processing and describe key operations in the petroleum rigs and carriers. • LO2: <i>Describe</i> composition, characterization, and classification of crude petroleum. • LO3: <i>Understand</i> characteristics of good Reservoir Rock and Exploration Tools and Method • LO4: <i>Implement</i> technologies for enhanced oil and gas production and onsite processing natural gas. • LO5: <i>Analyse</i> problems in upstream processing operations and partial / full shutdowns. • LO6: <i>Apply</i> modelling and simulation tools to identify causes and solutions for problems. • LO7: <i>Design</i> optimal process units for oil and gas recovery processes and transport operations in crude oil rigs and carriers. 					
Syllabus Outline					
<p>Introduction Upstream petroleum processing and key operations in the petroleum rigs and carriers.</p> <p>Analysis of crude petroleum Composition and Characteristics of crude petroleum.</p> <p>Production of crude oil Formation, Exploration, Drilling and Recovery methods of crude.</p> <p>Separation of produced fluids Two-phase gas oil separation, Three-phase oil water gas separation.</p> <p>Treatment of produced fluids Emulsion treatment and Dehydration of crude oil, desalting of crude oil, Crude oil stabilization and sweetening, Storage tanks and other field facilities, Produced water treatment.</p> <p>Field processing and Treatment of natural gas Overview of gas field processing, Sour gas treating, Gas dehydration, Separation, and Fractionation of Natural Gas Liquids.</p> <p>Cryogenics Processes and Gas Compressors in Gaseous fuel Processing</p> <p>HSE Management in crude oil rigs and carriers</p>					

Semester	Code	Module Title		C/E/O	GPA / NGPA
8	CH4381	Petroleum Refining Operations		E	GPA
Hours/Week		Credits	Prerequisites / Corequisites	Evaluation %	
Lecture	Lab/Tutes			CA	WE
2	2	3.0	None	30	70
Learning Outcomes					
<p>After completing this module, the students should be able to,</p> <ul style="list-style-type: none"> • LO1: <i>State</i> the scope of the downstream petroleum processing and describe key chemical processes in the petroleum refinery process. • LO2: <i>Identify</i> functionalities of production processes and technologies in production of hydrocarbon fuels based on their applications. • LO3: <i>Schedule</i> production routes & processes for the synthesis of petrochemicals and their derivatives. • LO4: <i>Analyse</i> problems in petroleum processing operations and partial / full shutdowns. • LO5: <i>Apply</i> modelling and simulation tools to identify causes and solutions for problems. • LO6: <i>Design</i> optimal process units for production processes in petroleum refineries. 					
Syllabus Outline					
<p>Introduction Subsurface Operations of Oil & Gas Production Characterization of Petroleum Application based Petroleum Products Characterization – Automobile, Power generation, and other applications. Refinery Processing of Oils and Gasses Polishing & Conditioning Processes in liquid fuel processing & Gaseous Fuel Processing. Product Handling & Storage in Oil and Gas Processing Utilities Management in Oil & Gas Process Facilities & HSE Management in Petroleum Production Facilities Problems in in petroleum processing operations and partial / full shutdowns Modelling and simulations of major chemical processes in petroleum refineries</p>					

Semester	Code	Module Title		C/E/O	GPA / NGPA
8	CH4294	Bioengineering		E	GPA
Hours/Week		Credits	Prerequisites / Corequisites	Evaluation %	
Lecture	Lab/Tutes			CA	WE
2	2	3.0	None	40	60
Learning Outcomes					
After completing this module, the student should be able to: <ul style="list-style-type: none"> • LO1: <i>Identify, recognize, and appreciate</i> engineering contributions in bioengineering applications • LO2: <i>Quantify</i> kinetics of microbial growth and enzyme action • LO3: <i>Use</i> tools of bioprocess engineering • LO4: <i>Design</i> key aspects of an industrial-scale fermenter • LO5: <i>Evaluate</i> performances of a bioreactor • LO6: <i>Troubleshoot</i> operational problems in bioprocessing 					
Syllabus Outline					
Upstream processing Introduction to upstream processing, isolation, preservation, and improvement to industrially important microorganism Cell cultivation Microbial, animal and plant cell cultivation and growth requirements, inoculation and culture media, selection and design of media for specific function, quantitative aspects of microbial growth and product formation Microbial growth kinetics Growth cycle for batch cultivation, growth models for batch, plug flow and continuous bioreactors. estimation of mono-kinetic parameters, productivity optimization and cell recycling Enzyme kinetics Introduction to enzyme reactions, Michaelis–Menton approach and Briggs-Haldane approach, enzyme reactor types and enzyme inhibition Sterilization Sterilization of fermentation media and air, sterilization kinetics, process design Bioreactors – selection, design, operation Modes of operation, types of reactors, design of agitated bioreactors, measurements, instrumentation, and control, mass transfer concepts, power consumption, design of aeration and agitation systems, scale up strategies and criteria Recovery and purification of bio-products Process selection and design Tissue Engineering Need, challenges, and evolution; cell sources and culturing; scaffolds; the way forward					

Semester	Code	Module Title		C/E/O	GPA / NGPA
8	CH4691	Food Process Engineering		E	GPA
Hours/Week		Credits	Prerequisites / Corequisites	Evaluation %	
Lecture	Lab/Tutes			CA	WE
2	2	3.0	None	40	60
Learning Outcomes					
<p>After completing this module, the student should be able to,</p> <ul style="list-style-type: none"> • LO1: <i>Explain</i> the mechanisms of spoilage and deterioration of foods and raw materials. • LO2: <i>Describe</i> the role and function of packaging materials in food preservation. • LO3: <i>Relate</i> food quality (texture, sensory, structure, etc.) to the chemical composition, processing, and storage conditions. • LO4: <i>Develop</i> simple understanding on nutrition and dietetics and explain the effects of processing steps on nutritional quality. • LO5: <i>Evaluate</i> common food processing techniques and preservation methods for safe and quality food production. • LO6: <i>Calculate and model</i> different thermal technologies. 					
Syllabus Outline					
<p>Introduction to Food Processing Food is Life; Evolution of Food Industry from Make-Service-Care; Properties of Food Material (mechanical, thermal, electrical properties, structure, water activity, phase transition phenomena in food). Impact of food processing on nutritional quality Nutrient value of different types of food; Role of nutrients; Food energy; Food processing and effect of unit operations on nutritional quality. Food Engineering Operations Preparative Operations; Structuring Processes (crystallization, glass transition, extrusion, emulsification, fat replacement); Separation Processes (freeze drying, freeze concentration, drying, membrane separation). Food Preservation and Shelf-life I Farm to mouth interactions, stakeholders; Mechanisms of food spoilage (microbial, enzymatic, chemical, physical); Food Preservation Processes; Minimally processed food (need, techniques, hurdle technology). Food Preservation and Shelf-life II Thermal Processing of Food [Thermal process parameters; Kinetics of thermal inactivation of MOs and enzymes; Lethality; Optimizing thermal processes for safe and quality foods; Current and emerging thermal technologies and equipment]; Low Temperature Operations [Chilling and Freezing; Factors affecting rate of freezing; Freezing time calculations; Properties of frozen food; Equipment and Methods]; Nonthermal preservation processes [Ionizing irradiation; High hydrostatic pressure preservation; Pulsed electric fields, Ultraviolet light and pulsed intense lights, Ultrasound treatment, Ozonation, Cold Plasma]; Chemical Preservation [Chemical control of spoilage (kinetics and antimicrobial agents); Antioxidants]; Biological Preservation [Fermentation and enzymes in food industry; Biopreservation]. Food Packaging Factors governing the type of packaging and kinetics of packaging; Packaging materials; Atmosphere in the Packaging; Smart packaging. What's Cooking-Trends in Food Engineering Food mega trends; Functional foods; Food enrichment with natural ingredients; Probiotics and prebiotics; Nanofoods and Nanobiotechnology in food processing; 'Enginomics'.</p>					

Research

Research, being an integral part of the curriculum of undergraduate and postgraduate studies, not only boosts the research potential of the students but also contributes to furthering the boundaries of knowledge in the field of Chemical and Process Engineering. Undergraduate and graduate students at the department perform research in the areas of Energy and Environmental Engineering, Food and Biochemical Engineering, Polymer Engineering, and Petroleum Engineering. The availability of well-functioning and well-equipped laboratory facilities intensifies the value of the experimental work and research activities conducted by both undergraduate and postgraduate students.

CH 4751 – Research Project lays the foundation for students to initiate research studies at the undergraduate level. The module will allow students to develop competencies to identify research gaps/problems by reviewing the available literature in a critical manner, develop strategies/methodologies to address the research gaps, analyse results and derive conclusions from their research. Moreover, students would gain the opportunity to communicate their key research findings in peer-reviewed journals and national/international conferences or symposia.

In addition, the department facilitates opportunities for postgraduate students to engage in state-of-the-art research projects under the supervision of academic staff members at the department. Students can enrol in M.Sc., M.Phil., and Ph.D. degrees at the department on a full-time or part-time basis and gain exposure to a better

learning environment to acquire knowledge and experience essential for a postgraduate.

The research and development unit which has been set up as a collaboration of the department and the DSI Samson group also provides a platform for students to engage in projects related to rubber products and process development. Furthermore, the department is engaged in industrial research projects to provide innovative solutions for the sustainable development of the local industry.

Some of the recent research projects carried out at the department are,

- Computational fluid dynamics modelling of thermo-chemical processes
- Numerical simulations of biomass combustion and gasification processes
- Process development for synthesis of bioactive compounds and biofuels from microalgae
- Application of absorption and extraction techniques on wastewater treatment
- CO₂ capture and airborne pollution control using industrial solid waste
- Life Cycle Assessment of biofuel and sustainable energy production processes
- Implementation of process control techniques and analyses on process optimization
- Effects of using natural fillers on mechanical properties of rubber
- Identification of best blend composition of natural rubber – thermoplastics blends for industrial applications

- Dynamic modeling and simulation of anaerobic digestion processes for solid waste management
- Assessment of sustainable energy potential of renewable resources
- Biomass-based renewable energy systems
- Parameter optimization of chemical processes

Comprehensive Design Project

CH4016, CH4035 – Comprehensive Design Project is the ultimate course for the B.Sc. Chemical Engineering Degree. It will allow the students to bring together much of their previously learned engineering knowledge on a real, practical problem. It contributes 10 credits gained in semesters 7 and 8.

The project is also quite different from the majority of the subjects that the students will be doing in the initial semester. It is a team effort and an open-ended project, where students get the opportunity to work as a team on open-ended projects with real industrial complications. Communication amongst members is vital. There is no ‘‘right’’ solution! - Just the ‘‘best’’ solution in the time available.

One of the goals of this subject is to introduce students to an industrial periphery where real life processes and problems will have to be addressed. The academic staff will endeavour to give advice and support as the student proceed in the project. The group will be managed by its members. There needs to be a leader who co-ordinates activities. It is the responsibility of the group members to ensure

that the project progresses at an appropriate rate. Good communication within the group is essential and this will be reflected in your final report. It will show the students’ effort at teamwork and communication ability. As a UGC accredited B.Sc. Chemical Engineering degree program, DCPE places a high priority on this subject as part of your entry into the profession.

In this unit, student will be encouraged and facilitated to develop the ability and desire to:

- Work as a team on open ended problems within tight time constraints in such a way that all members contribute individually as well as collectively with proper communication
- Apply fundamental chemical and environmental engineering principles and available data from literature to design and analyse chemical processes.
- Make critical design decisions in a safe, creative, practical and cost-effective manner.
- Report the work in formal, concise, and in an organized manner.

Industrial Training

As a partial fulfillment of the B. Sc. in Chemical and Process Engineering degree program, it is compulsory for the undergraduates to undergo Industrial Training at an industrial placement related to the Chemical and Process applications. Industrial Training module is a compulsory Module of 06 Credits where the undergraduates must enroll for the module at the time of registration and enrollment for Semester 05. All undergraduates are placed in an industrial placement for a minimum duration of 24 weeks right after their Semester 05 is completed. The Industrial Training module has been designed to provide the practical exposure to the industrial applications of chemical and process engineering for the undergraduates. This is the main opportunity that is offered to the undergraduates with a dedicated time slot and official engagement given for working in an industry as a trainee Chemical and Process Engineer before the students graduate in their degree qualifications.

In order to have background knowledge and awareness about the Industrial Training program and to make Industrial Training more fruitful, a series of webinars/workshops/guest lecture sessions are arranged during the Semester 5. In these sessions, invited professionals from the industry address the students on the various topics, such as CV Preparation/ Improvement Tips, Interview Facing Skills and Social Etiquette, Occupational Safety, Introduction to Lean Manufacturing in Industries, Plant Maintenance Safety, Health, and Environmental aspects, etc.

In addition, the senior chemical and process engineering undergraduates who have already

undergone Industrial Training in the recent years will also make presentations and share their experiences at different places with the undergraduates, waiting to go for industrial training. Further, the Industrial Training Coordinator of the Department conducts special awareness sessions and facilitates the undergraduates in the industrial training placement process by finding the industrial training places, guiding to apply for industrial training and facing interviews, and the selection process of the industrial placements of all undergraduates.

In the Industrial Training program, the undergraduate is supposed to apply the theoretical and experimental knowledge gained as an undergraduate, and to improve the practical skills, management skills and interpersonal skills, including professional ethics. Development of these skills is highly important to become a qualified engineer. Further, the student is required to cover the important areas, such as product manufacturing processes, waste treatment processes, process design, process modification, process optimization, problem identification, and problem solving. Each undergraduate must ensure that they select an industrial placement that is possible to achieve the learning outcomes (LOs) through their industrial training program as follows.

- Apply knowledge and principles of chemical and process engineering.
- Understand industrial systems, procedures, and practices. (i.e., administration, financial, general management, logistics, HSE, legal, etc.)
- Design solutions for industrial/engineering problems in the industry using modern tools and techniques. (i.e.,

Instrumentation, IT tools, software platforms, knowledge-based data, experimental design, etc.)

- Develop soft skills, such as teamwork, communication, time management, leadership, and understanding of professional ethics.

During the stay in an industry placement, the undergraduate is supposed to maintain a technical diary that covers the trainee's experiences on engineering, technical, and managerial aspects. The undergraduate's performance on Industrial Training is closely monitored and examined by an assigned academic staff member from the department, the department industrial training coordinator, industrial training division - University of Moratuwa, and National Apprentice and Industrial Training Authority (NAITA), by visiting the relevant industrial placement either physical and/or online mode. After successful completion of the industrial training program, students are supposed to submit a duly written technical report covering all aspects of their training to the industrial training division. The assessments/evaluations of the Industrial Training module are conducted by a senior lecturer attached to the industrial training division as the main examiner. The undergraduates must present their training experience as an oral presentation followed by a viva voce examination in front of an evaluation panel that consists of a senior lecturer attached to the industrial training division, one or more academic staff members of the DCPE. NAITA officials and a representative from the respective industrial training place may also participate in the evaluation panel. The undergraduate's level of knowledge, skills, and attitudes improvement along with the industrial training experience are evaluated during this final oral examination.

The Industrial Training module provides students a valuable opportunity to put into practice what they have learned so far and to learn from professionals to enhance their current knowledge and skills as well as attitudes required in professional environment. For a fruitful Training experience, undergraduates are encouraged to make the optimum use of the opportunities provided by their Training establishments and gain not only a more realistic understanding of Engineering in application, but also to obtain a holistic understanding of the corporate world and industrial environment by getting hands-on experience from grass root level to the top management. They can acquire relevant knowledge and skills in each area of exposure, while developing meaningful connections through networking with all hierarchical levels in the industry. Although every Training Establishment may not be equipped fully to provide a comprehensive training in all areas of interest, it is vital that students put maximum effort to fulfill expected learning outcomes as much as possible. This training experience will be beneficial in opening up career opportunities near or right after the graduation as well as be useful in academia through hands-on experience, industrial projects, and problem solving that will develop industrial research opportunities and life-long learning for an undergraduate's future.

Some industrial training places of the recent undergraduate batches are as follows.

- Ceylon Petroleum Corporation
- Unilever Sri Lanka Ltd
- Hemas Holdings PLC
- Industrial Solutions Lanka (Pvt) Ltd
- Ansell Lanka (Pvt) Ltd
- Lanka Sugar Company (Pvt) Ltd

- Ethimale Sugar and Plantations Ltd
- Nestle Lanka PLC
- Ceylon Biscuits Ltd
- GlaxoSmithKline Pharmaceuticals Ltd
- Ceylon Cold Stores
- Renuka Agri Foods PLC
- Trelleborg Lanka (Pvt) Ltd
- Phoenix Industries Limited
- Norochcholai Lakvijaya Coal Power Plant
- Siam City Cement (Lanka) Ltd
- Laugfs Lubricants Ltd
- Macksons Paints Lanka (Pvt) Ltd
- Midas Safety Inc.
- Ceylon Oxygen Ltd
- AEN Palm Oil Processing Pvt Ltd
- Heineken Lanka Ltd
- Alumex PLC
- Dipped Products PLC
- PGP Glass Ceylon PLC
- Rocell Bathware Ltd
- Coats Threads Export Pvt Ltd
- Ceylon Agri Foods Pvt Ltd
- Ceylon Graphene Technologies
- State Pharmaceutical Manufacturing Cooperation
- Lankem Ceylon PLC
- George Steuart Manufacturing Ltd
- Cargills Quality Diaries Pvt Ltd
- Camso Loadstar (Pvt) Ltd
- Phoenix Industries Ltd
- Norochcholai Lakvijaya Power Plant
- Siam City Cement (Lanka) Ltd

Awards Available for DCPE Students

Award Ceremony

Thusitha Senevirathne Memorial Scholarship

Awarded for the CPE undergraduate who has obtained the highest GPA in the first attempt in Level 3 Semester 1 Examinations, provided that the student obtains an Overall GPA of 3.7 or above.

Thusitha Senevirathne Memorial Award

Awarded for the CPE undergraduate who is specializing in the field of Environmental Engineering and has obtained the highest GPA in Level 3 and Level 4 at the first attempt, provided that the student obtains an Overall GPA of 3.7 or above

Unilever Award

The CPE undergraduate who obtains the highest marks for the Final Year Comprehensive Design Project, provided that he obtains a grade A receives this award.

Dr. Mahesh Amalean award

This prestigious award is given to the best final year undergraduate research project of the Department of Chemical and Process Engineering, provided the group of students obtain a grade of 'A' or above.

Convocation Awards

Gold Medal awarded by the Hayleys Group

Awarded to the undergraduate of the DCPE who obtains the highest Overall GPA at the BSc. Engineering Degree Examination, provided that the student obtains an Overall GPA of 3.8 or above and is awarded at the General Convocation.

Most Outstanding Graduand of the year

This prestigious award is presented to the most outstanding graduate of the year of the Faculty of Engineering and is awarded at the General Convocation. The awardee is expected to display an exceptional academic standing with a GPA exceeding 3.7; First Class Honors, also demonstrating excellent leadership qualities, and also a person who has made a significant contribution through participation and service to the university and community.

Vidya Jyothi Professor Dayantha S. Wijeyesekera Award

This prestigious award is presented to the most outstanding graduate of the year of the University of Moratuwa and is awarded at the General Convocation. The awardee is expected to display an exceptional academic standing with a GPA exceeding 3.7; First Class Honors, also demonstrating excellent leadership qualities, and also a person who has made a significant contribution through participation and service to the university and community.

INDUSTRY COLLABORATION

Mentoring

Mentoring is to support and encourage the students to manage their own learning and behavioural while maximizing and enhancing their potential, soft-skills, performance, and becoming a competent and a self-confident person. Unique and distinguished industrial personals from related industries are connected with students through the department in order for the students to get an intimate experience in the industry surroundings. During a period of 13 weeks in semester IV and V, each group of students are assigned a mentor and students are to travel the mentor's organization. Some of the key elements focused by the mentors are leadership skills, communication skills, teamwork, attitude, etiquette, and personal grooming. This course provides the students a virtuous opportunity to extend themselves as a well- rounded person who is well equipped for the future.

Department Industry Consultative Board Meeting (DICB)

Department Industry Consultative Board (DICB) Meeting aids the department to meet industry representatives from several recognized industries. This has benefits for both parties. While the department seeks industry expertise to revise and renew its curriculum to meet the dynamic demand in the field, industry get the assistance of the department to address their various problematic situations.

Consultancy Services

The department is at all times approached by the industry to seek solutions for their problems and to assist in enhancing their performance. Department might act like a third party in assisting them while sometimes directly engaged in the research and development work under a contract with the interested party. Students who are enthusiastic in engaging in these work might have a chance to work with the academic staff and gain valuable knowledge and experience.

Field Visits

The department arranges field visits for the students to visit the industries and get an insight into the processes and working environment. This allows the students to expand their knowledge and experience which otherwise would be limited to lectures and books.

Among the most recent field visit destinations are,

- Lakvijaya Power Station, Norochcholai
- Phoenix Industries Ltd., Makandura
- Lanka Sugar Company, Sewanagala
- Nestlé Manufacturing Facility, Pannala
- Lion Brewery PLC, Biyagama
- Haycarb PLC (Virtual tour during COVID-19 pandemic)

Incubators

SIL-UOM Rubber Products and Process Development Incubator

Director – Prof. Jagath Premachandra



UOM-SIL Rubber Products and Process Development Incubator is a model for the University and Sri Lankan industry partnerships in research and development. It was established in the DCPE in the year 2011 in collaboration with Samsons International PLC. Later, Samson Compounds (Pvt) Ltd. joined as a partner of the Incubator. D. Samson Industries (Pvt) Ltd. also became a partner of the Incubator in December 2019.

The incubator is a common platform on which the university academics and members of the research and development divisions in the DSI group of companies engage in the development of rubber products and manufacturing processes. The projects undertaken by the incubator includes trouble shooting, problem solving, new product and process development and process modification.

DCPE undergraduates are also benefitted by the incubator. They can obtain real industrial exposure and improve their theoretical knowledge and practical skills by participating in research and development activities. In addition, they are able to enhance the ability of analytical thinking and the capacity of innovation.

COLLABORATIONS WITH INTERNATIONAL UNIVERSITIES

- East China University of Science and Technology for petroleum process engineering.
- Europe Sri Lanka capacity building in energy circular economy “EUSL Energy” online digital joint master’s degree program.
- A joint study program and student-staff exchange program with Sirindhorn International Institute of Technology, Thammasat University.

SPECIAL EVENTS AND PROGRAMS

Annual General Meeting (AGM)

Annual gathering of Chemical and Process Engineers of University of Moratuwa is organized by the ChESS with the participation of department's undergraduate, graduates, academic staff and the representatives from the industries. Most recently, the 2018 event was held at Sri Lanka Foundation Institute. The night with magnanimous meetings with industrial leading characters passed out from University of Moratuwa was a precious occasion for chemical and Process Undergraduates to meet their role models.



Yaye Padura

An evening with glorious musical spills over the “Yaye Padura” which is another foremost event annually functioning at the department courtyard, organized by the fresh siblings of the department family in order to facilitate the interaction between undergraduate students of the DCPE as well as to make a stage to express instrumental, vocal and dancing talents of department students and staff.



‘EXORIOR’

the Latin word “Exorior” narrates exuberant actions like rising up, coming forward and cheering. As the name proposes, the event Exorior is a vigorous full day program organized to provide a prodigious platform for our undergraduates to develop their team building skills including leadership skills, creative thinking and interpersonal skills by actively participating in team activities and interacting with each other in a friendly and enthusiastic environment.

Most recently the 2018 event was organized under the theme, ‘Awaken the leader within you’. The program was held with the presence of undergraduates of Level 02, 03 and 04, post graduate students, non-academic staff and the academic staff. The agenda consisted of various activities, which helped each and every participant to improve his/her abilities and skills in areas of teamwork and personality development. All the participants irrespective of their age or level spent a day full of friendship and life and were able to gain a glimpse of experiences and strengthen their bonds.



CPE Sports Fiesta

Another annual interactive event organizing by the Level 02 students of the DCPE is CPE Sports Fiesta. This is a sports day that brings all the joys, bonds, freedom and an inestimable change from the impassable academic matters for all students, academic and non-academic staff family members of DCPE.



Chemical Engineering Conference (ChemECon)

This event focuses on portraying the potential of undergraduates and fresh graduates in the Chemical and Process Engineering Department of University of Moratuwa.

The primary objective of the event being bridging the gap between industry and university research and innovation arena in the field of Chemical and Process Engineering, the event showcases the final year research studies and industrial projects conducted by the students of the department.

For the first time ChemECon 2020 was held under the theme of “Solution worth spreading”. The event comprised of three sessions; the main event and two breakout sessions which were held parallelly on the day of the event. The breakout sessions were conducted under two themes, “Product and process optimization” and “Sustainable technologies & environmental remediation” which focused on two separate areas in the chemical and process industry. The ‘Union Chemicals Award for the Best Presentation’ was also awarded in all breakout sessions.



SOCIETIES/CLUBS

Chemical Engineering Student Society (ChESS)

Senior Treasurer: Prof: Jagath Premachandra



The Chemical Engineering Student Society was formed in the year 2004. It is dedicated to building a responsibility among undergraduates to integrate social concerns into their academic lives. Through a variety of interdisciplinary activities, focusing on leadership development and interactive learning, ChESS at UoM strives to work together with industrial, social and student communities.

Specific objectives of the ChESS include,

- Enhancing the involvement of the Chemical and Process Engineering students in industry related activities and projects
- Improving the interaction with the society through socially beneficial activities
- Sharing knowledge with school children through interactive activities and projects

Activities

- Organizing the Annual General Meeting, of DCPE, providing a great opportunity for the members of the CPE family to interact with each other. At the AGM

undergraduates and postgraduates have the opportunity to meet each other as well as their dearest academic staff.

- Annually publication of the magazine "Chemuniqué" which has a wide circulation.

Research for Undergraduates (R4U) Club

Senior Treasurer: Dr. Thilini U. Ariyadasa



The Research for Undergraduates Club was initiated in 2019, with the aim of providing a better understanding on research and its importance to DCPE undergraduates. The intention of the club is to perform as a knowledge sharing platform, by providing guidance to enhance the research skills of the club members through workshops, lectures, peer mentoring, networking with research communities and by providing hand-on experience in research. Through these activities, it is expected to develop personal and academic skills of club members, which in turn would create positive impacts on further development of the country.

Objectives of R4U include,

- Providing opportunities for the club members to get exposure to the area of research and to enhance their research skills/improve knowledge.

- Guiding members to engage in research through workshops, lectures, peer mentoring and networking with the research community.
- Providing guidance to conduct research and publish the research outcomes.
- Supporting academic and personal development of the club members.

Activities

- Explorer, an interactive series of sessions conducted to spread awareness to club members about the opportunities and pathways available beyond the discipline of chemical and process engineering.
- The R4U club acts as a platform to link available research projects and club

members, thereby facilitating hands-on experience in research work and teamwork.

Alumni Association

The Alumni Association of the DCPE is the hub that reconnects all passed out graduates of the department, young and old. Its prime objective is to enhance a continuing relationship between the department and its older generations. Alumni membership is open to all graduates from the department.

LABORATORY FACILITIES AND RESOURCES

Laboratory Facilities

The DCPE is proud to have a well-equipped and well-functioning set of laboratories that facilitate both undergraduates and postgraduate students with their experimental work and research. At present, the department is in the process of establishing and developing new laboratory facilities with 24 hours access for facilitating the students to conduct long-term experiments and research. The assistance of the competent and the well-qualified technical officers and the technical assistance staff members for the experimental work and research activities is also significant.

Unit Operations/ Pilot Plant Laboratory

Lecturer in Charge: Dr. Duleeka Gunarathne

Technical Officer: Mr. B. H. P. Mahendra

Boiler Operator: Mr B. A. R. D.

Abeywardena

Lab Attendant: Mr. Viraj Somarathna

Unit operations are the basic physical operations of Chemical Engineering. The Unit Operations Laboratory of the department is well-equipped to conduct both laboratory scale and pilot scale experiments, allowing students to gain hands-on experience with the fundamental principles and practical applications of chemical engineering. The apparatus for distillation, evaporation, crystallisation, heat transfer, retort processing, filter press, fluidized bed, mixing and centrifugation and are few of the outstanding equipment in the laboratory.



Polymer Physical Testing and Latex Laboratory

Lecturer in Charge: Prof. Jagath Premachandra

Technical Officer: Mrs. Shameera De Silva

Lab Attendant: Mr. D. S. Dayananda

The Latex Technology Laboratory of the department is equipped with latex characterization instruments for latex product manufacture while it is also equipped with several instruments to measure chemical properties of polymer. Also, instrumentation to analyse various properties of rubber and plastic such as physical, mechanical and thermal properties namely; specific gravity, rebound resilience, tensile and compression, abrasion resistance, melt flow index and other are available in this laboratory




Process Control Laboratory

Lecturer in Charge: Prof. Mahinsasa Narayana

Technical Officer: Mrs. H. B. R. Sajeewani

Lab Attendant: Mr. D. S. Dayananda

Design and operation of processes that are safe, meet the production requirements with high quality with profit are the premier objectives of a Chemical and Process Engineer. Therefore, the process instrumentation and control are vital aspects to be mastered by the students. The Process Instrumentation and Control Laboratory of the department is equipped with various process modelling and simulation facilities such as process simulator, numerical control, process feedback control study unit to enhance the student competencies.



Industrial Chemistry Laboratory

Lecturer in Charge: Prof. Jagath Premachandra

Technical Officer: Mrs. Indika Athukorala

Lab Attendant: Mr. Gihan Peiris

The Industrial Chemistry Laboratory supports many course modules for both undergraduate and postgraduate studies through several

experimental setups and by facilitating research activities.

Reactor Engineering Laboratory

Lecturer in Charge: Dr. Manisha Gunasekera

Technical Officer: Mrs. Indika Athukorala



Lab Attendant: Mr. Gihan Peiris

Reactor Engineering is one of the core modules in chemical and process engineering. The Reactor Engineering Laboratory is equipped with facilities including a batch reactor and a plug flow reactor which provides students with hands-on experience in different reactor types.



CAPD /CAM Centre

Lecturer in Charge: Dr. Mahinsasa Rathnayake


System Analyst: Mr. Chinthaka Narangoda

Technical Officer: Mrs. H. B. R. Sajeewani

Lab Attendant: Mr. Asanka Kumara

The centre facilitates the studies with experience in many process simulation applications. It is being used to offer many useful software packages such as AutoCAD, SolidWorks, LabVIEW, MATLAB and

Simulink, Scilab, Aspen Plus etc., that are particularly useful in the industry of Chemical and Process Engineering. The centre supports academic activities by providing internet access to gather necessary resources for their studies.



Environmental Engineering Laboratory

Lecturer in Charge: Prof. P. G. Rathnasiri

Technical Officer: Ms. Dineshi Rodrigo

Lab Attendant: Mr. B. Karunathilake

The Environmental Engineering Laboratory facilitates necessary experience and knowledge in environmental engineering. It is equipped with lab-scale and pilot-scale equipment facilities related to wastewater and solid waste treatment. Facilities are available to determine key parameters related to water/wastewater analysis. Pilot-scale experimental setups are available to conduct experiments under aerobic and anaerobic waste treatment processes. Furthermore, online data acquisition and monitoring of anaerobic waste treatment processes are conducted using newly automated reactor systems.



Transport Phenomena Laboratory

Lecturer in Charge: Prof. Shantha

Amarasinghe

Technical Officer: Mr. B. H. P. Mahendra

Lab Attendant: Mr. Viraj Somarathna

Transport Phenomena Laboratory has been developed as an undergraduate teaching laboratory. The main focus is to demonstrate the fundamental concepts in heat, mass and momentum transport. Students are encouraged to learn through hands-on experiences. Rankine Cycler is the latest arrival to the lab. Students are able to understand the fundamentals of steam power generation and become familiar with the associated thermodynamic principles and efficiencies of the Rankine power cycle. The laboratory is further equipped with the following teaching units,

- Flow measurement unit
- Centrifugal pump demonstration unit
- Equipment test bench to study analogy between fluid friction and heat transfer
- Apparatus for determining heat loss from bare and lagged pipes
- Computer controlled gaseous mass transfer and diffusion coefficient unit
- Computer controlled liquid mass transfer and diffusion coefficient unit



Polymer Processing Laboratory

Lecturer in Charge: Prof. (Mrs.) Shantha Egodage

Technical Officer: Ms. Harshani Hettiarachchi

Lab Attendant: Mr. U. K. D. D. N. Gunasekara

The Polymer Processing Laboratory provides the students with the opportunity to gain experience in polymer processing techniques. This laboratory offers a wide range of pilot plant scale machinery for mixing and subsequent processing of both plastic and rubber, including an injection molding machine (plastic), blow molding machine (plastic), extruders with single and double screws (plastic), hot feed extruder (rubber), internal mixer, two-roll mill, plasticorder, presses, oscillating disc rheometer and processability testing equipment.



Microbiology Laboratory

Lecturer in Charge: Dr. (Mrs.) Thilini Ariyadasa

Technical Officer: Mrs. Indika Athukorala

Lab Attendant: Mr. B. Karunathilake

Microbiology Laboratory of DCPE is focused on understanding the diverse cellular and metabolic processes of microbes for the production of pharmaceuticals, chemicals and energy. The laboratory is equipped with

autoclave, incubators, incubator shakers, centrifuges, colony counter, class II biosafety cabinet, -20°C freezer and also state of the art equipment including PCR machine, horizontal gel electrophoresis system, gel documentation system and microscopy core facilities essential for the advance research in the area of metabolic engineering.



Food Engineering Laboratory

Lecturer in Charge: Ms. Peshalya Kothalawala

Technical Officer: Mrs. Ishara Gayani

Lab Attendant: Mr. Asanka Kumara

Food Engineering Laboratory facilitates the students with experimental and research work on food-biochemistry, and food process engineering. The laboratory is equipped with a spray dryer, retort sterilizer, freeze dryer, fruit juice extractor, dough mixer and other ancillary units required in food processing.



Analytical Instruments Centre

Lecturer in Charge: Prof. Jagath Premachandra

Technical Officer: Mr. Dinuka Wijegunaratne

Lab Attendant: Mr. Gihan Peiris

Instrumentation is vital for proper measurement and controlling of processes. The Process Instrument Centre of the DCPE consists of advanced modern analytical measurements. The Gas Chromatograph, High Performance Liquid Chromatograph, Differential Scanning Calorimeter, Particle Size Analyser and UV Spectrophotometer are among these instruments. This centre provides a combination of testing facilities for academia and industrial purposes.

Both undergraduates and postgraduates experience the techniques used in qualitative analysis and quantitative analysis related to their subject modules and research projects by using the instruments in the Instrument Centre. For instance, they learn to identify the unknown components in a mixture and to determine the relative amounts of the components therein. Further, they can analyze the progress of a reaction.



Petroleum Testing Laboratory

Lecturer in Charge: Dr. Thushara Subasinghe

Technical Officer: Mrs. Hasini Gunaratna

Lab Attendant: Mr. S. M. R. N. Dhammika

The Petroleum Testing Laboratory is equipped with the newest laboratory instruments to facilitate students with experimental work on petroleum engineering. The automated vacuum distillation unit, sulphur analyser, octane analyser, bomb calorimeter and viscometer bath are only a few experimental setups in the laboratory. As well, it is equipped with the necessary apparatus to provide the student with knowledge and experience in energy engineering and fuel technology. The laboratory includes many apparatuses such as the soxhlet apparatus, Reigden's specific surface apparatus, the Mohr Westphal balance, the Pensky Martens closed cup and Cleveland open cup, Engler viscometer and Saybolt universal viscometer, Penetrometer, Universal torsion viscometer, Pilot plant leaching unit, etc.



24-hour-Research Laboratory

Lecturer in Charge: Dr. Dilhara Sethunge

Technical Officer: Mrs. Ishara Gayani

Lab Attendant: Mr. B. Karunathilake

24 hours laboratory is a research laboratory providing facilities for research students to work around the clock. The DCPE offers research programs leading to PhD, MPhil and MSc. Two separate laboratory units are currently available with basic facilities for the research students to set up their test rigs and

other equipment required for their experimental work. Computer facilities are also provided with unlimited access. Undergraduate students with research projects involving longer time durations for their experimental work are also encouraged to use 24 hours laboratory.



Resources

Prof Hubert D J Silva Memorial Resource Centre

The DCPE offers the students with access to a valuable collection of literature, specialising in the field of Chemical and Process Engineering. The Resource Centre is full of worthy reference material relevant to many branches of Chemical and Process Engineering, facilitating both the undergraduates and postgraduates with their academic and research activities.

Student Common Room

The Student Common Room is established to provide the undergraduates with an opportunity to socialize themselves.

Wi-Fi Access Facility

The students are provided with Wi-Fi facilities to acquire necessary knowledge and reference materials that are required for their academic studies and activities.

Study Zones

Spaces have been provided for the students with seating arrangements and Wi-Fi facilities to engage in academic activities

and studies such as group activities and discussions.

DCPE.me – Microlearning Platform for Undergraduates at the Department

Microlearning is a novel pedagogical approach which deals with relatively small learning units. DCPE.me is a microlearning platform specially customized for the DCPE where lecturers, external resource persons and students interact with small learning units from the course modules or relevant topics in Chemical Engineering so that students can develop interest for exploring more on their own. The platform uses features of online social networks to boost interaction between lecturers, external experts, and students. For more information and to experience the platform, visit www.dcpe.me.



Operational Hours and Access to Laboratory Facilities and Resources

DCPE is usually open for academic work from 8.00 a.m. to 4.15 p.m.

All laboratory facilities in DCPE are available for students strictly during the scheduled practical sessions, and students should not use and interfere with any equipment without the permission of the Lecturer in Charge or under the guidance of a Laboratory Instructor.

The CAPD/ CAM Centre is open from 8.00 a.m. to 8.00 p.m. on weekdays and from 8.00 a.m. to 4.00 p.m. on Saturdays.

At present, all other facilities, excluding 24-hour laboratory facilities are available during working hours only.

OTHER INFORMATION

Getting Help and Advice

A full-time professional counsellor is employed by the University to provide professional counselling to the students who require special attention.

Career guidance unit of the UOM plays an important role in developing University-Industry links and provide necessary guidance for the students to select their future career.

To address common student problems, the faculty of engineering has further appointed a Staff-Student Liaison Committee at faculty level which has representatives comprising senior academic staff members of the faculty and nominees from respective student groups. The department Staff-Student Liaison Committee helps to solve issues related to academic work, facilities, etc.

The office of the Director of Undergraduate Studies provides guidelines, performance criteria and registration procedures to students. The student performance records are also available at this office for their perusal, allowing the students to plan their academic activities accordingly.

The DCPE staff was reported as one of the friendliest in the faculty (SWOT analysis report, IRQUE reviewers report). This encourages the students to approach the staff members about their problems to discuss at personal level.

The DCPE has appointed semester coordinators to guide the students on subject selection and other academic issues related to each semester. The DCPE has also appointed advisors for each student to provide guidance and necessary counseling

on academic and personal problems during their stay in the University.

The students are given a module outline and lecture schedule at the beginning of the semester for each subject. This gives the course objective, learning outcomes, subject coordinator, lecturers, module content, evaluation criteria and a list of references.

The students are strongly encouraged to discuss the subject matter with the respective subject coordinator or the lecturers.

Institute of Engineers (IESL) Membership

The Institute of Engineers (IESL) is the premier engineering body of Sri Lanka. Members benefit by the development of individual's professional career and building network of technical and social contacts.

We encourage all CPE students to apply for the student membership category. For further information, contact the Industrial Training Division, University of Moratuwa.

American Institute of Chemical Engineers (AIChE) Student Chapter

Academic coordinator - Snr. Prof. Ajith De Alwis

The AIChE Student Chapter of University of Moratuwa is an association formed by students of DCPE at University of Moratuwa in collaboration with AIChE which is a professional association of more than 50,000 members that provides leadership in advancing the chemical engineering profession.

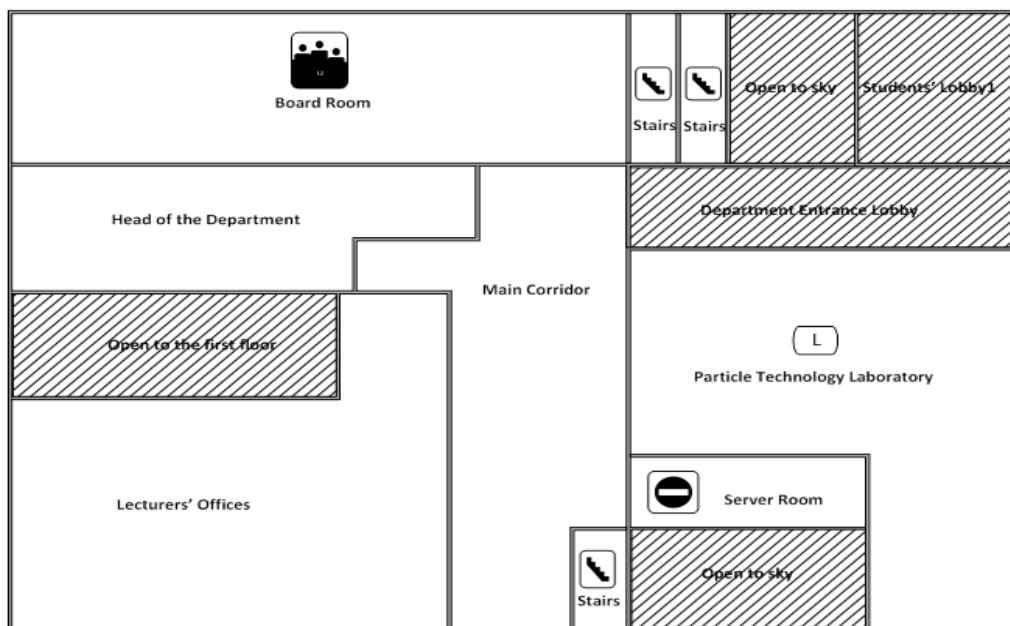
The AIChE Student Chapter of University of Moratuwa is dedicated to providing its

members with experiences to take a step beyond class and expand the skills and knowledge obtained during their university years.

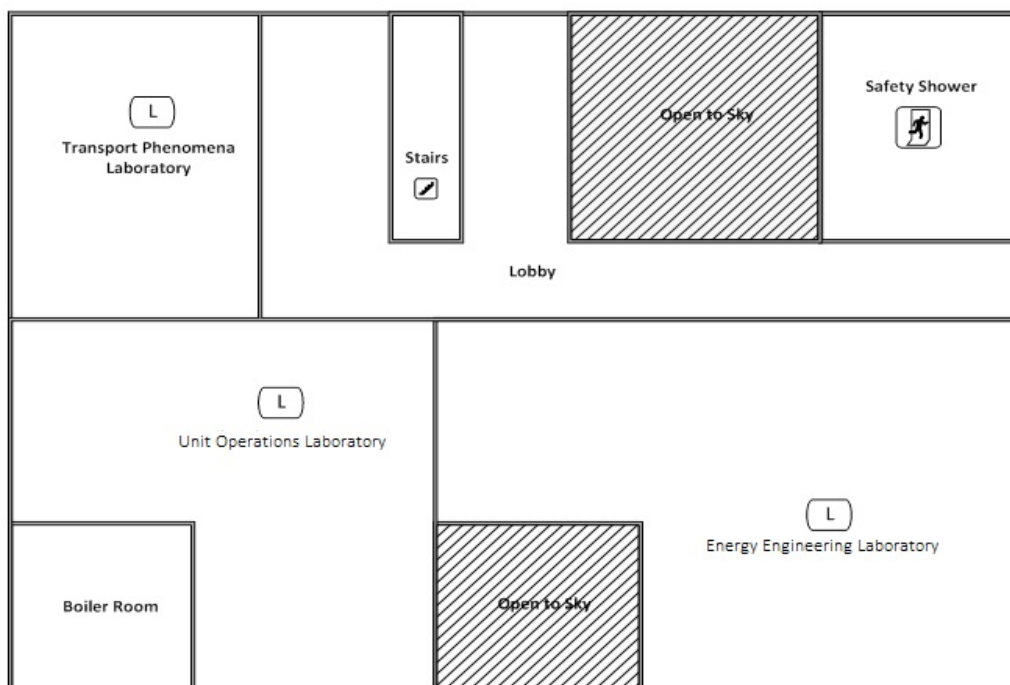
As a professional community consists of students, AIChE Student Chapter of University of Moratuwa arranges opportunities for students to build a network of contacts in academia and in industry, fosters and disseminates chemical and process engineering knowledge and concepts used in the industry, supports the professional and personal growth of its members, and applies the expertise of its members to address societal needs.

FLOOR PLAN OF DCPE CENTER

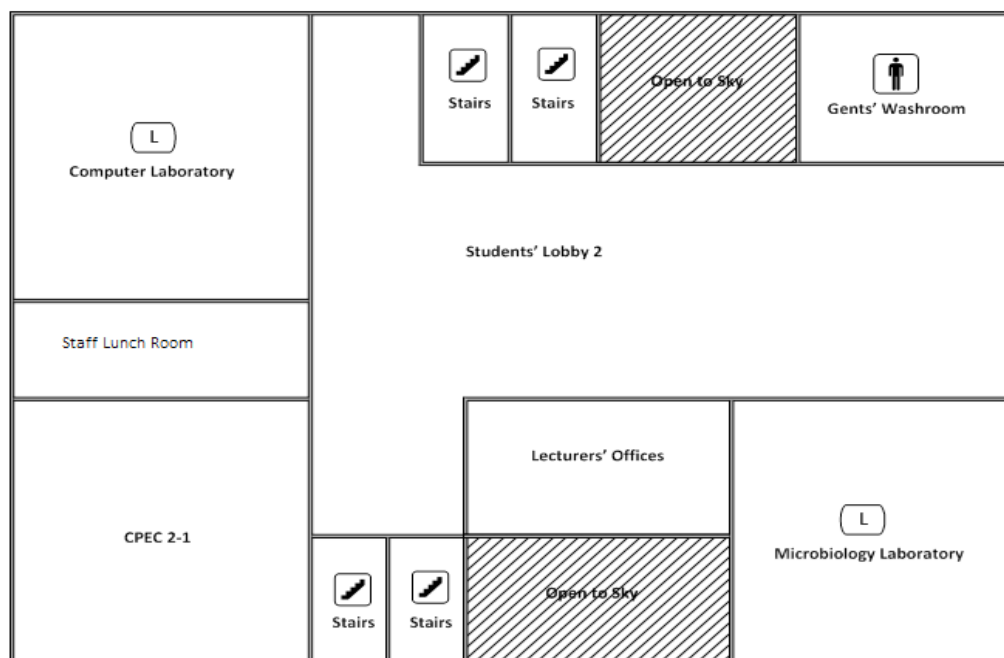
Ground Floor



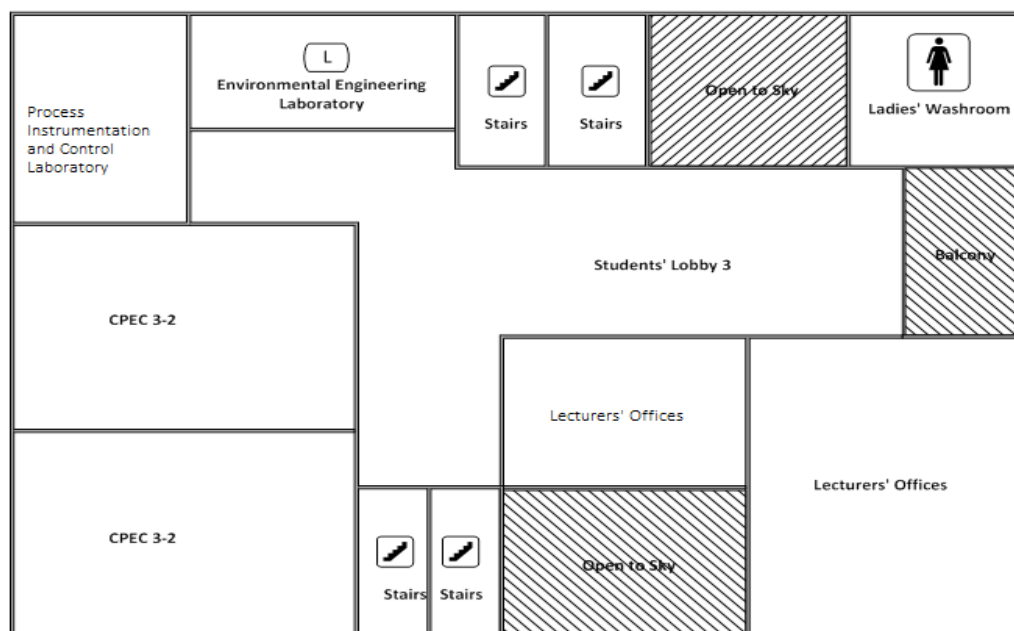
Basement

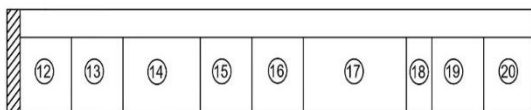

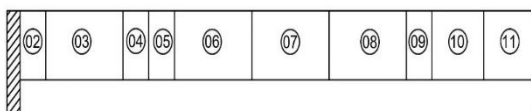


First Floor



Second Floor



FLOOR PLAN OF DCPE NORTH AND SOUTH WINGS**North and South Wings**

- 01 - DCPE Main Building
- 02 - Technical Officer Room
- 03 - Seminar Room
- 04 - Resource Center
- 05 - 24 Laboratory 1
- 06 - Environmental Laboratory
- 07 - Lecturer Room
- 08 - Instructor Room
- 09 - 24 Laboratory 2
- 10 - Food Laboratory
- 11- Post Graduate Student Room
- 12 - DSI Incubator
- 13 - Physical Testing Lab
- 14 - Latex Laboratory
- 15 - 28 Room
- 16 - Waste Based Composite Processing Laboratory
- 17 - Chemistry Laboratory
- 18 - 24 Laboratory 3
- 19 - Glass Blowing Unit
- 20 - Common Room